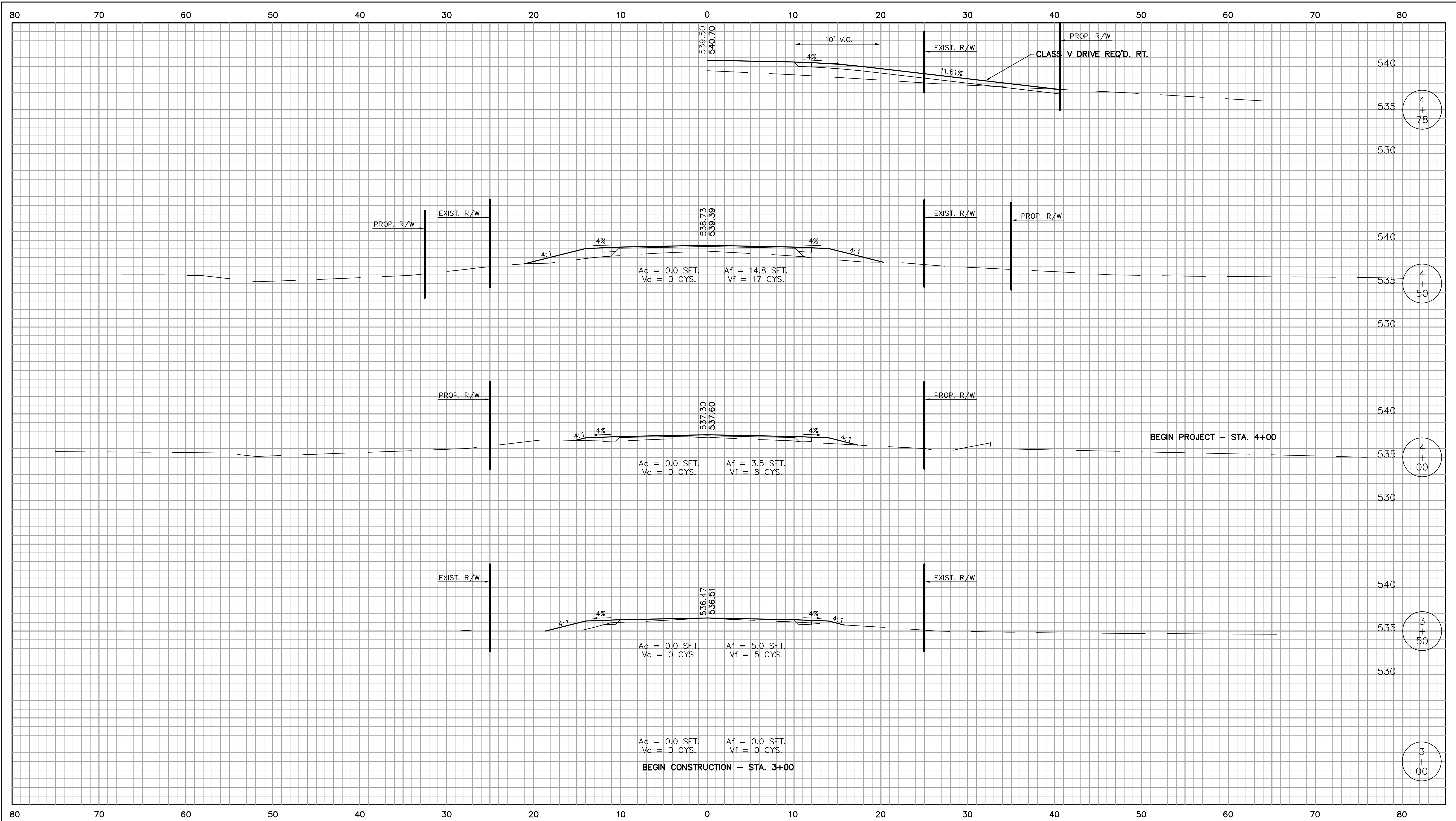


F:\TIPPY\05-519 Tipp 151 Hog Point Bridge\Final Plans\Xsect1 A.dwg 24x36 Jan 07, 2010 2:46 pm - Admin



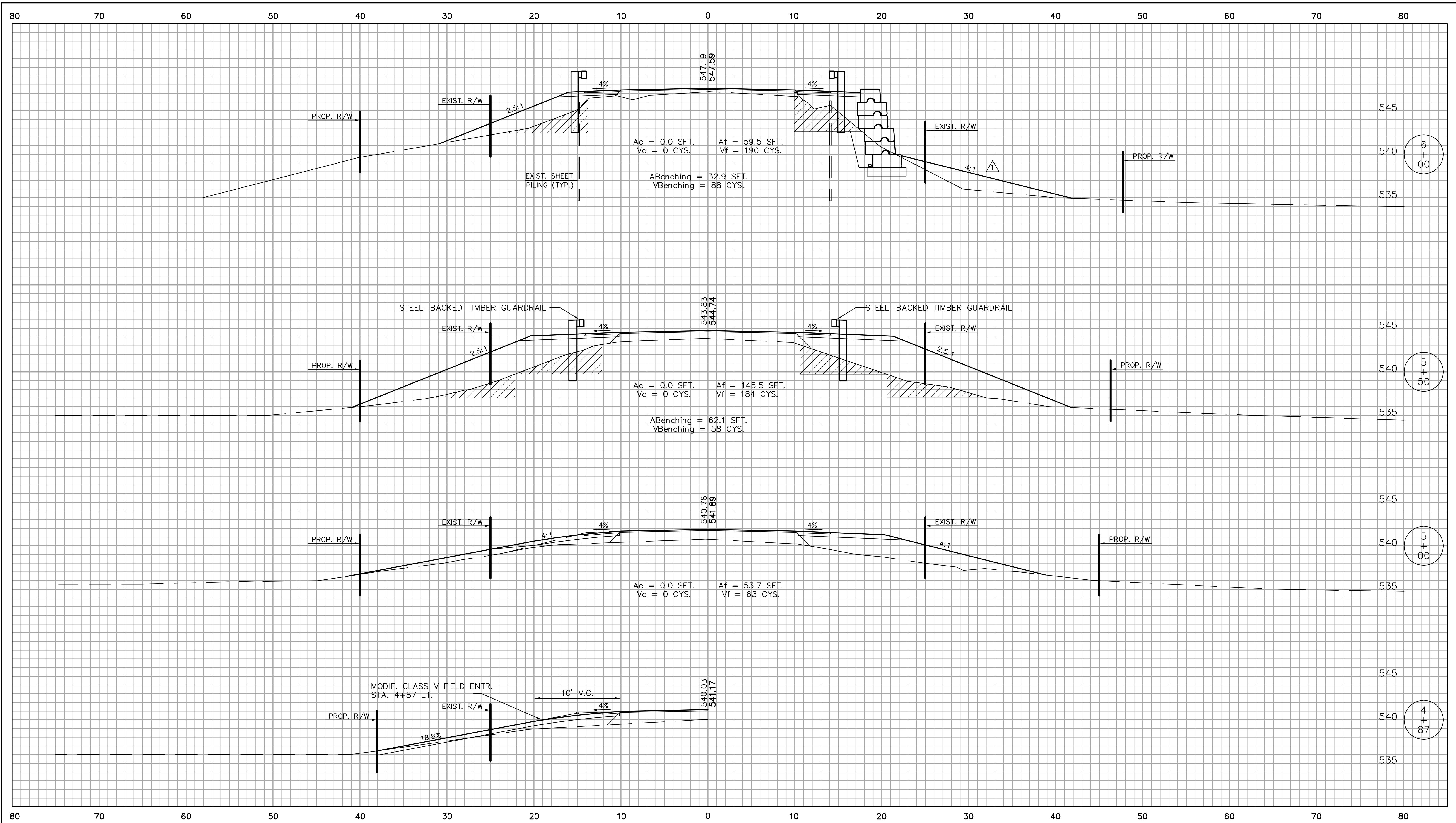
RECOMMENDED FOR APPROVAL	DESIGN ENGINEER	DATE
DESIGNED: MWP	DRAWN: K.R.Yurkus	
CHECKED: JDC	CHECKED: SWK	

TIPPECANOE COUNTY
HOG POINT BRIDGE (#151)

CROSS SECTIONS
LINE "A"; STA. 3+50 TO 4+50

HORIZONTAL SCALE 1" = 5'	BRIDGE FILE T.C. BR. #151
VERTICAL SCALE 1" = 5'	DESIGNATION
SURVEY BOOK	SHEETS 29 of 57
CONTRACT	PROJECT 05-519

F:\TIPPY\05-519 Tipp 151 Hog Point Bridge\Final Plans\Xsect2 A.dwg 24x36 Jan 07, 2010 1:54 pm - Admin



REV. 1/7/10 - ADDENDUM NO. 1

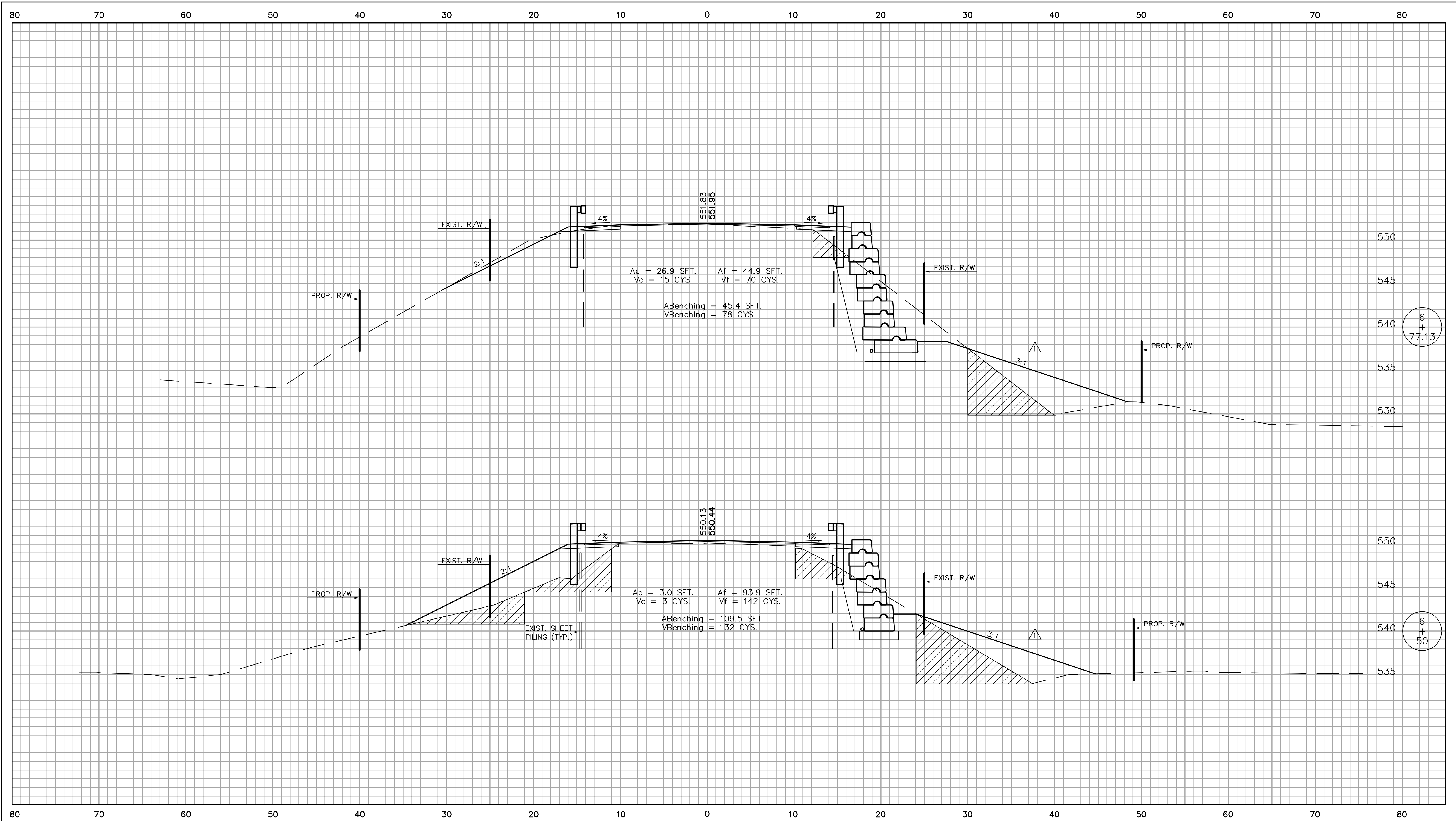
RECOMMENDED FOR APPROVAL	DESIGN ENGINEER	DATE
DESIGNED: MWP	DRAWN: K.R.Yurkus	
CHECKED: JDC	CHECKED: SWK	

**TIPPECANOE COUNTY
HOG POINT BRIDGE (#151)**

**CROSS SECTIONS
LINE "A"; STA. 5+00 TO 6+00**

HORIZONTAL SCALE 1" = 5'	BRIDGE FILE T.C. BR. #151
VERTICAL SCALE 1" = 5'	DESIGNATION
SURVEY BOOK	SHEETS 30 of 57
CONTRACT	PROJECT 05-519

F:\TIPP\05-519 Tipp 151 Hog Point Bridge\Final Plans\sect3 A.dwg 24x36 Jan 07, 2010 1:55 pm - Admin



△ REV. 1/7/10 - ADDENDUM NO. 1

RECOMMENDED FOR APPROVAL _____
DESIGN ENGINEER DATE

DESIGNED: MWP DRAWN: K.R.Yurkus

CHECKED: JDC CHECKED: SWK

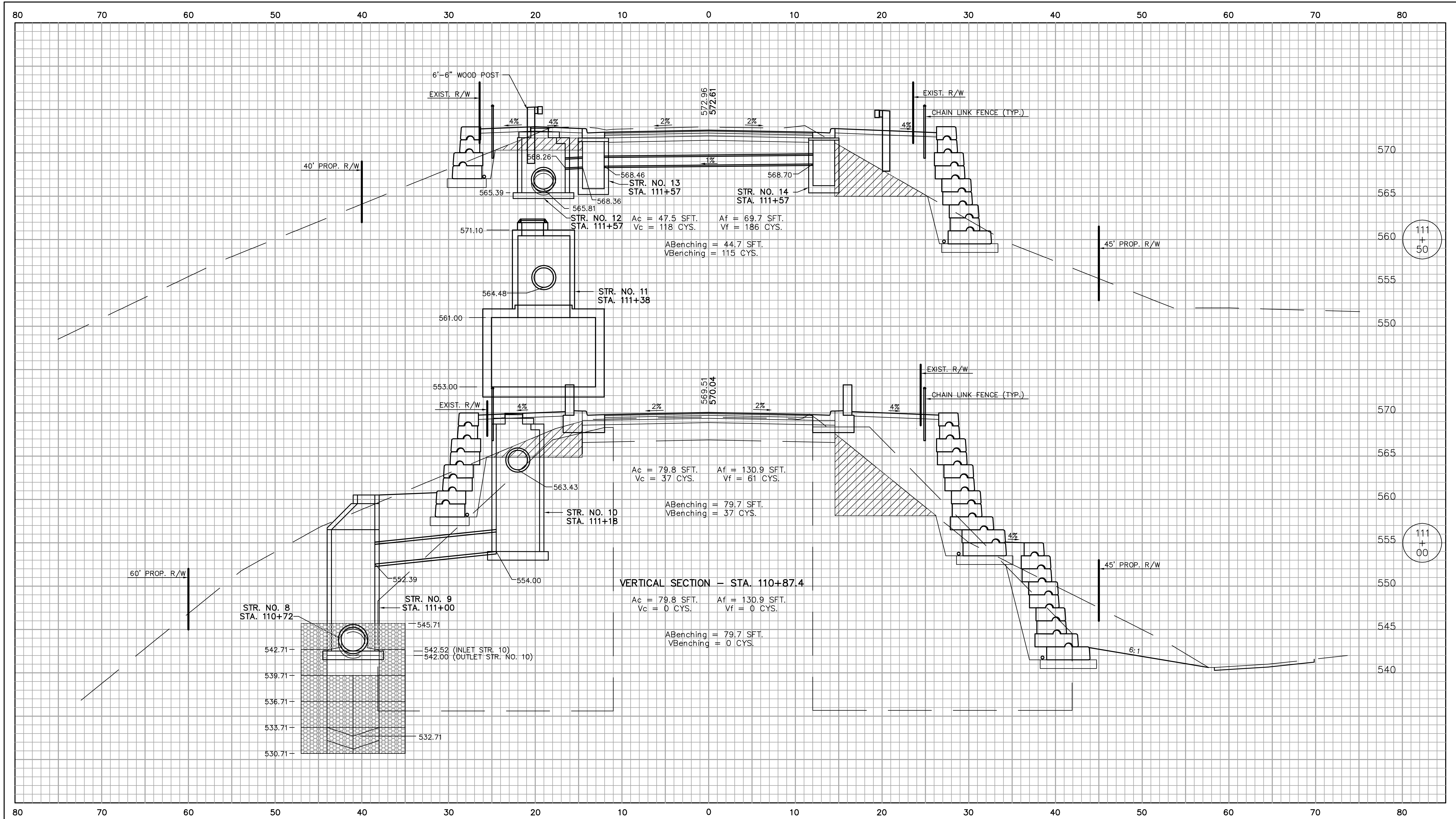
**TIPPECANOE COUNTY
HOG POINT BRIDGE (#151)**

**CROSS SECTIONS
LINE "A"; STA. 6+50 TO 6+77.13**

HORIZONTAL SCALE 1" = 5'	BRIDGE FILE T.C. BR. #151
VERTICAL SCALE 1" = 5'	DESIGNATION

SURVEY BOOK	SHEETS 31 of 57
CONTRACT	PROJECT 05-519

F:\TIPPCY_05-519 Tipp 151 Hog Point Bridge\Final Plans\Xsect4 A.dwg 24x36 Jan 07, 2010 2:48 pm - Admin



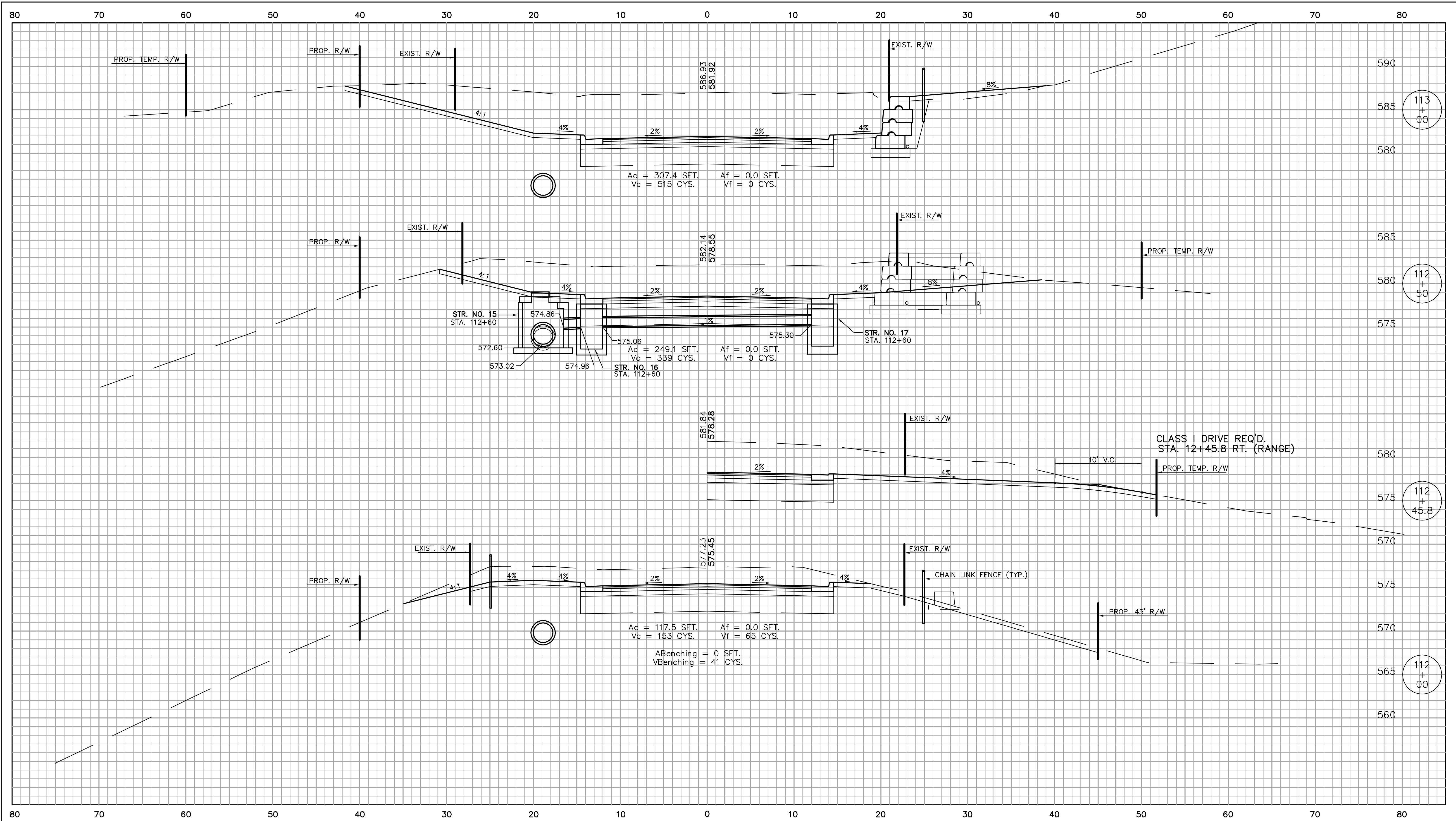
RECOMMENDED FOR APPROVAL	DESIGN ENGINEER	DATE
DESIGNED: MWP	DRAWN: K.R.Yurkus	
CHECKED: JDC	CHECKED: SWK	

TIPPECANOE COUNTY
HOG POINT BRIDGE (#151)

CROSS SECTIONS
 LINE "PR-A"; STA. 111+00 TO 111+50

HORIZONTAL SCALE 1" = 5'	BRIDGE FILE T.C. BR. #151
VERTICAL SCALE 1" = 5'	DESIGNATION
SURVEY BOOK	SHEETS 32 of 57
CONTRACT	PROJECT 05-519

F:\TIPPA\05-519 Tipp 151 Hog Point Bridge\Final Plans\sect5 A.dwg 24x36 Jan 07, 2010 2:52 pm - Admin



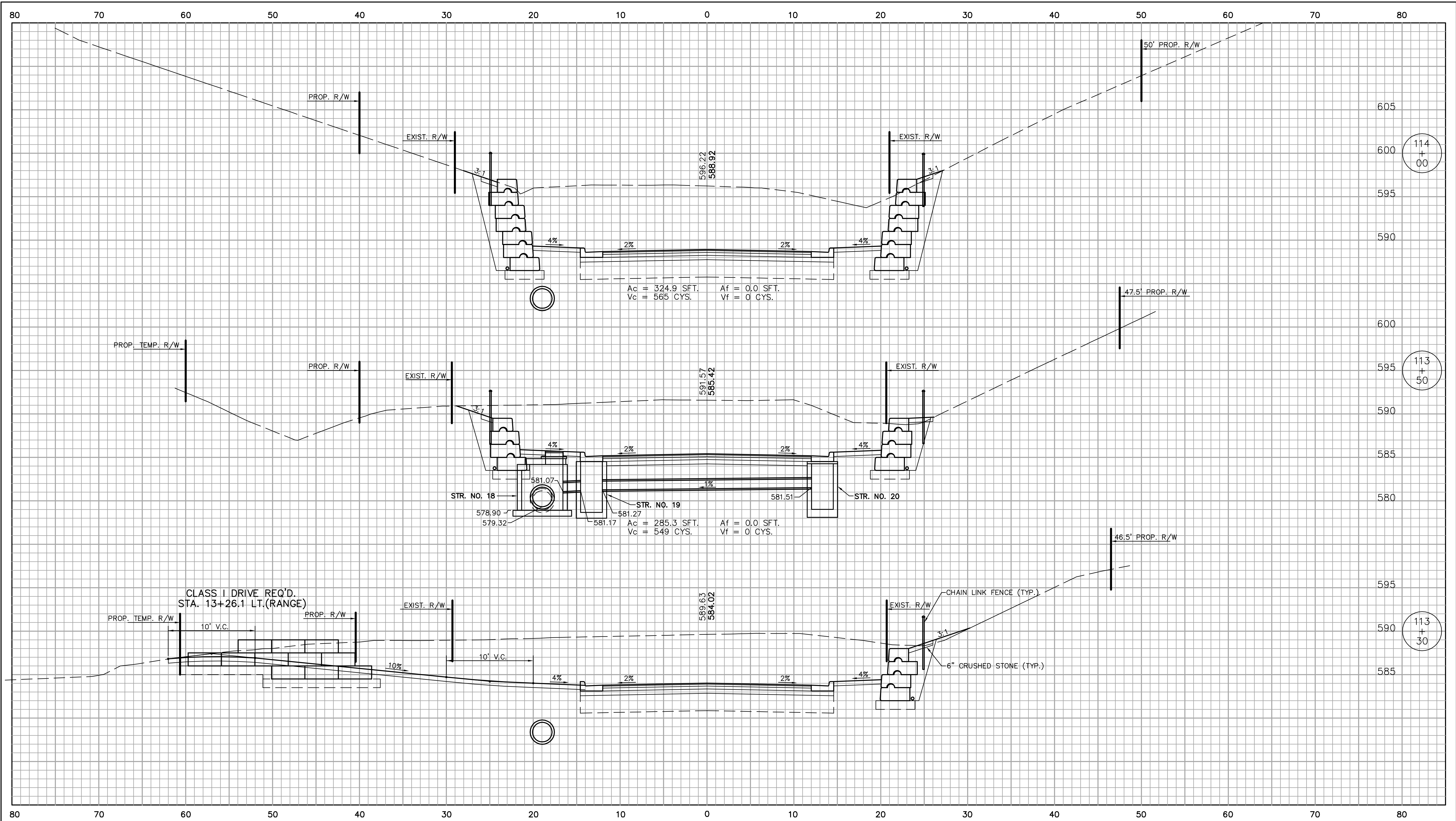
RECOMMENDED FOR APPROVAL	DESIGN ENGINEER	DATE
DESIGNED: MWP	DRAWN: K.R.Yurkus	
CHECKED: JDC	CHECKED: SWK	

**TIPPECANOE COUNTY
HOG POINT BRIDGE (#151)**

**CROSS SECTIONS
LINE "PR-A"; STA. 112+00 TO 113+00**

HORIZONTAL SCALE 1" = 5'	BRIDGE FILE T.C. BR. #151
VERTICAL SCALE 1" = 5'	DESIGNATION
SURVEY BOOK	SHEETS 33 of 57
CONTRACT	PROJECT 05-519

F:\TIPP\05-519 Tipp 151 Hog Point Bridge\Final Plans\Xsect6 A.dwg 24x36 Jan 07, 2010 2:53 pm - Admin



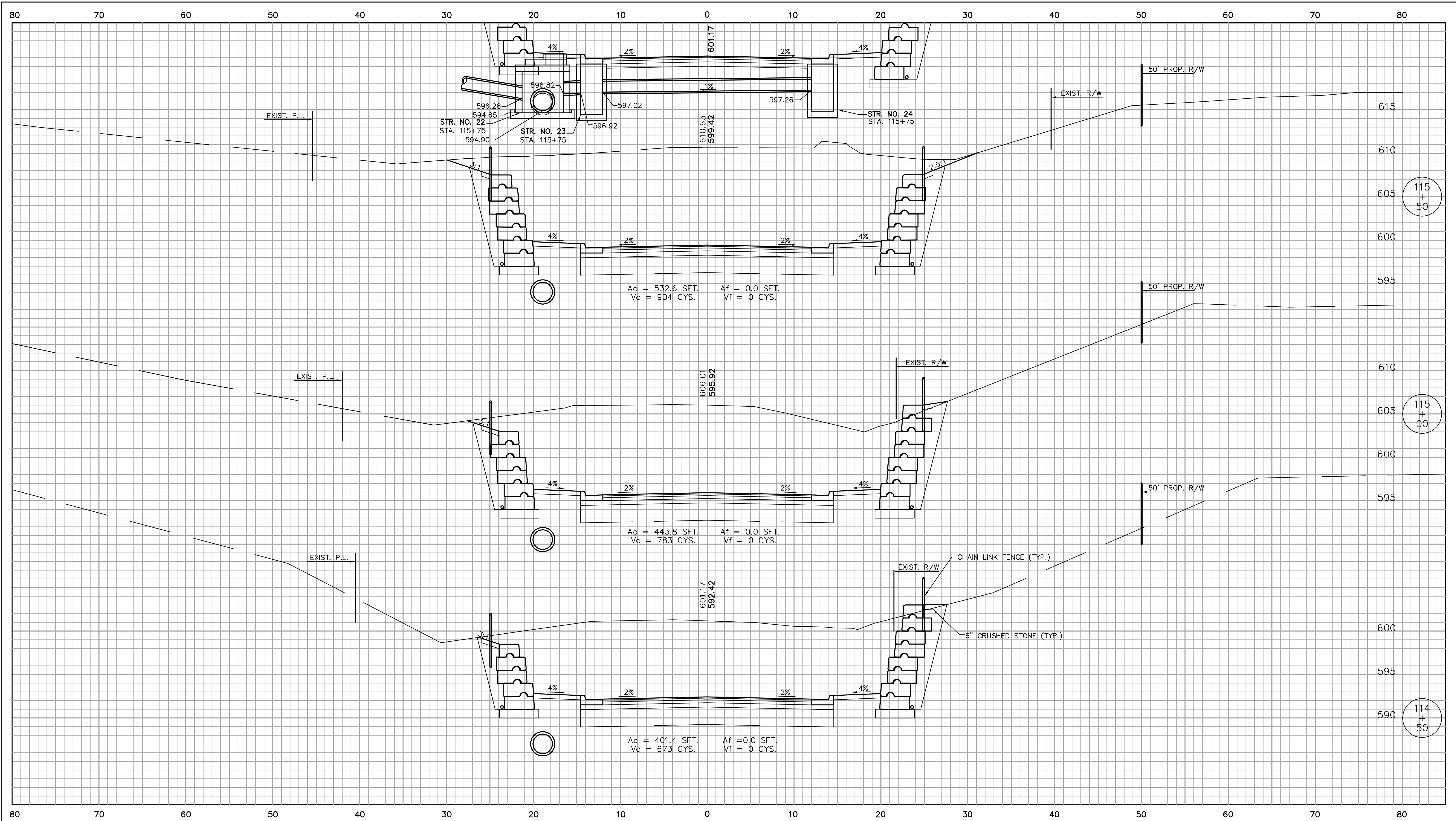
RECOMMENDED FOR APPROVAL	DESIGN ENGINEER	DATE
DESIGNED: MWP	DRAWN: K.R.Yurkus	
CHECKED: JDC	CHECKED: SWK	

TIPPECANOE COUNTY
HOG POINT BRIDGE (#151)

CROSS SECTIONS
 LINE "PR-A"; STA. 113+30 TO 114+00

HORIZONTAL SCALE 1" = 5'	BRIDGE FILE T.C. BR. #151
VERTICAL SCALE 1" = 5'	DESIGNATION
SURVEY BOOK	SHEETS 34 of 57
CONTRACT	PROJECT 05-519

F:\TIPPA\05-519 Tipp 151 Hog Point Bridge\Final Plans\sect7 A.dwg 24x36 Jan 07, 2010 2:55 pm - Admin



Ac = 532.6 SFT. Af = 0.0 SFT.
Vc = 904 CYS. Vf = 0 CYS.

Ac = 443.8 SFT. Af = 0.0 SFT.
Vc = 783 CYS. Vf = 0 CYS.

Ac = 401.4 SFT. Af = 0.0 SFT.
Vc = 673 CYS. Vf = 0 CYS.

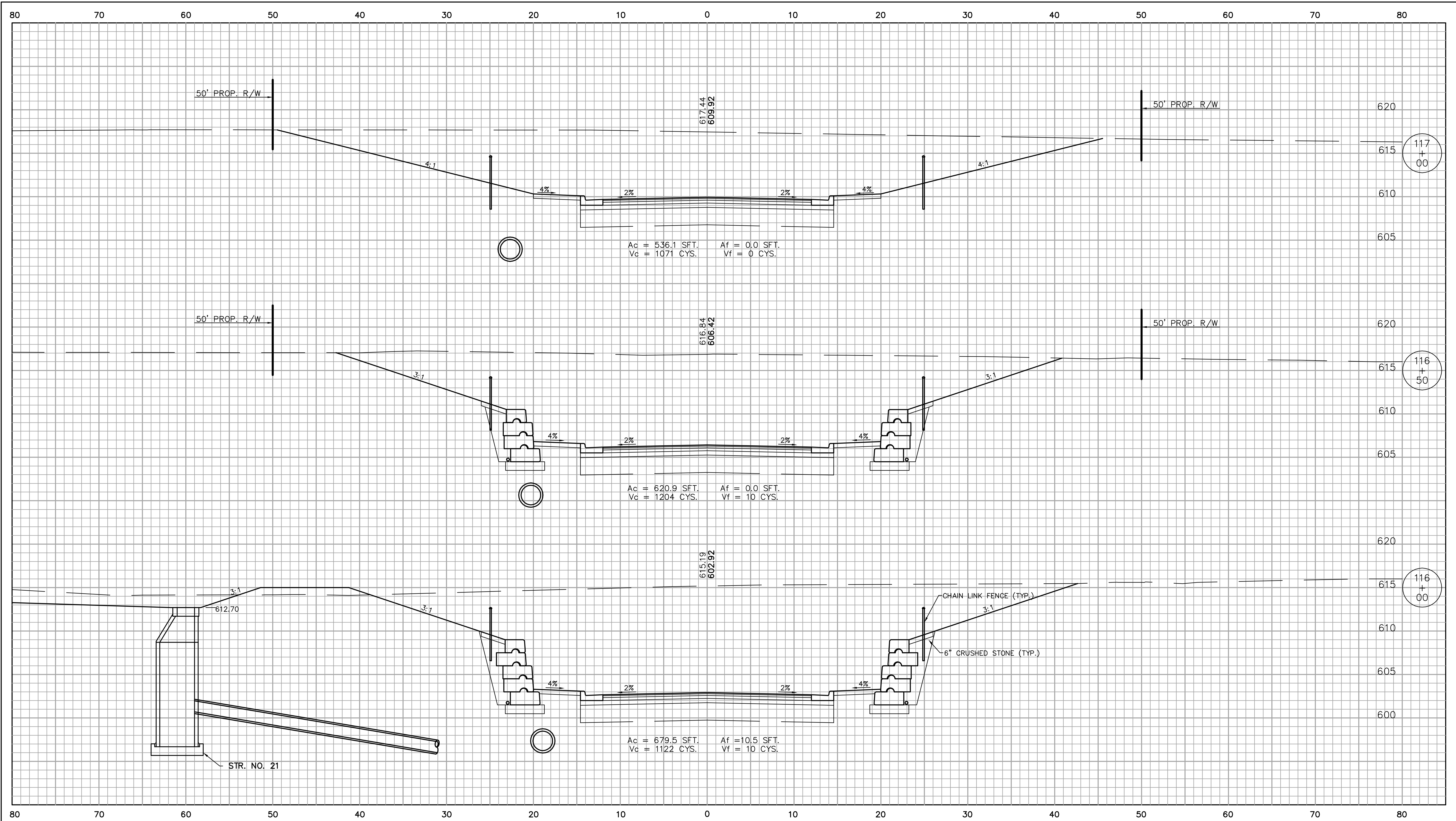
RECOMMENDED FOR APPROVAL	DESIGN ENGINEER	DATE
DESIGNED: MWP	DRAWN: K.R.Yurkus	
CHECKED: JDC	CHECKED: SWK	

TIPPECANOE COUNTY
HOG POINT BRIDGE (#151)

CROSS SECTIONS
LINE "PR-A"; STA. 114+50 TO 115+50

HORIZONTAL SCALE 1" = 5'	BRIDGE FILE T.C. BR. #151
VERTICAL SCALE 1" = 5'	DESIGNATION
SURVEY BOOK	SHEETS 35 of 57
CONTRACT	PROJECT 05-519

F:\TIPPC\05-519 Tipp 151 Hog Point Bridge\Final Plans\sect8 A.dwg 24x36 Jan 07, 2010 2:56 pm - Admin



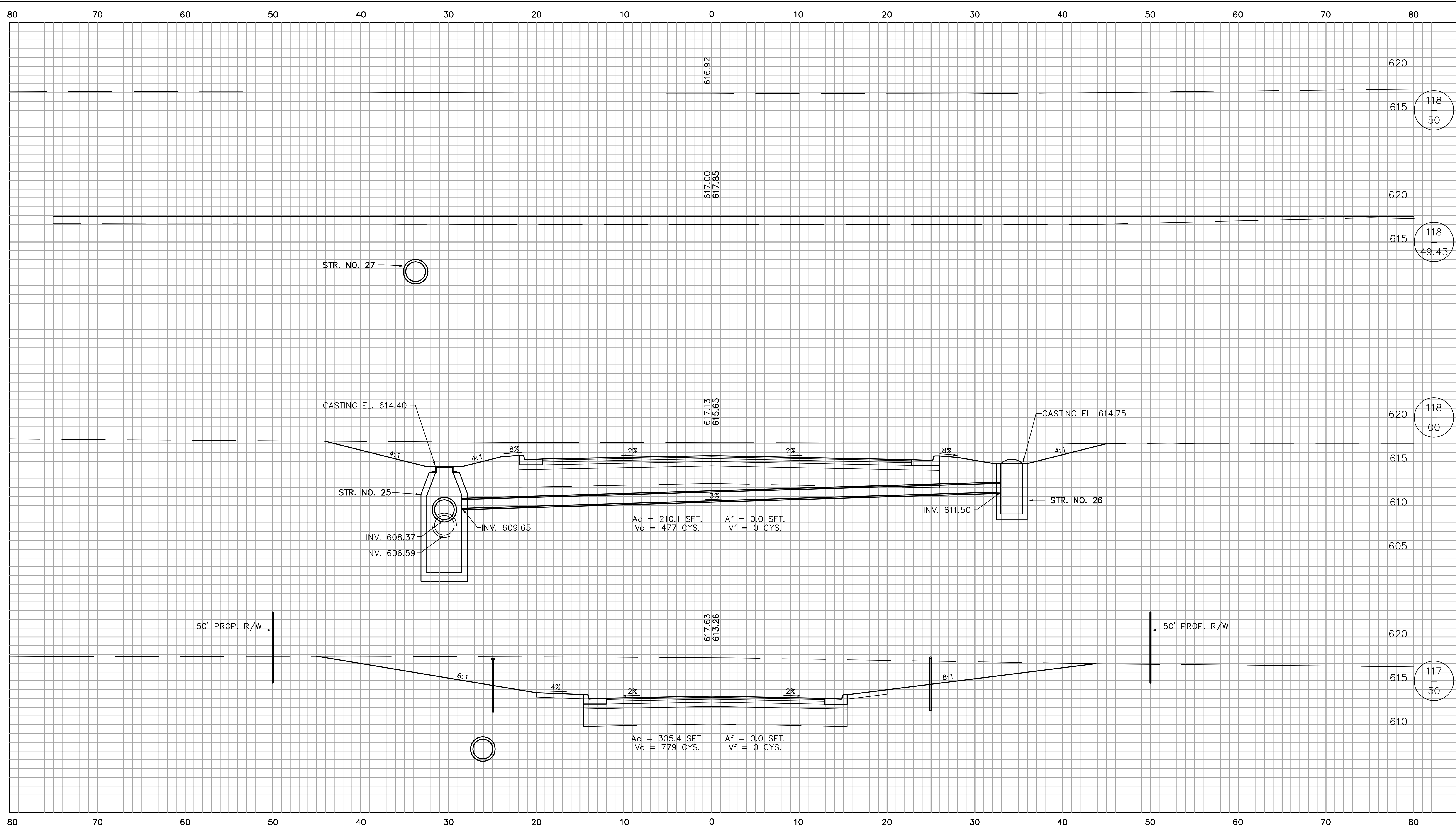
RECOMMENDED FOR APPROVAL	DESIGN ENGINEER	DATE
DESIGNED: MWP	DRAWN: K.R.Yurkus	
CHECKED: JDC	CHECKED: SWK	

**TIPPECANOE COUNTY
HOG POINT BRIDGE (#151)**

**CROSS SECTIONS
LINE "PR-A"; STA. 116+00 TO 117+00**

HORIZONTAL SCALE 1" = 5'	BRIDGE FILE T.C. BR. #151
VERTICAL SCALE 1" = 5'	DESIGNATION
SURVEY BOOK	SHEETS 36 of 57
CONTRACT	PROJECT 05-519

F:\TIPPC\05-519 Tipp 151 Hog Point Bridge\Final Plans\Xsect9 A.dwg 24x36 Jan 07, 2010 2:57 pm - Admin



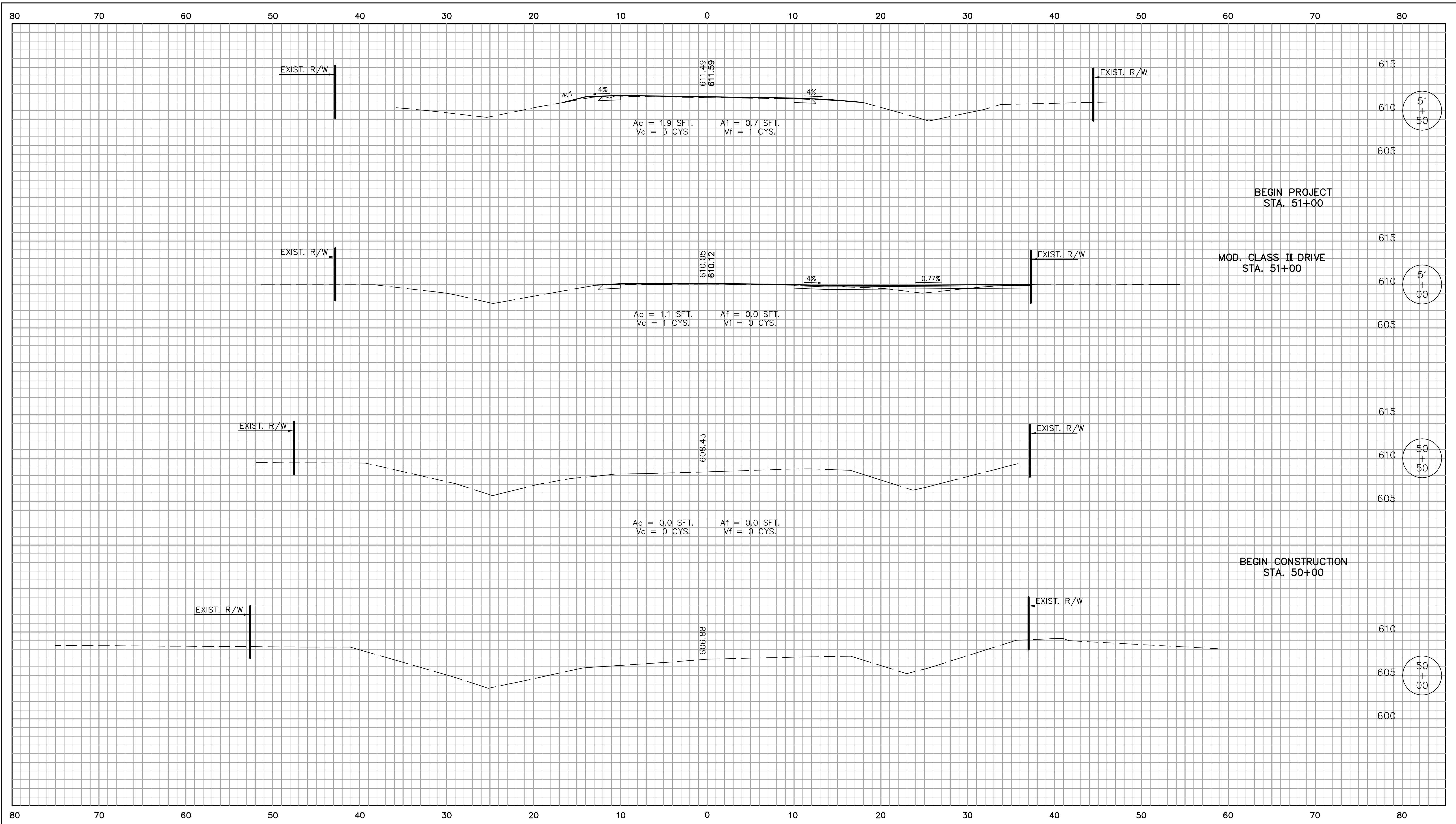
RECOMMENDED FOR APPROVAL	DESIGN ENGINEER	DATE
DESIGNED: MWP	DRAWN: K.R.Yurkus	
CHECKED: JDC	CHECKED: SWK	

**TIPPECANOE COUNTY
HOG POINT BRIDGE (#151)**

CROSS SECTIONS
LINE "PR-A"; STA. 117+50 TO 118+50

HORIZONTAL SCALE 1" = 5'	BRIDGE FILE T.C. BR. #151
VERTICAL SCALE 1" = 5'	DESIGNATION
SURVEY BOOK	SHEETS 37 of 57
CONTRACT	PROJECT 05-519

F:\TIPPCY\05-519 Tipp Hog Point Bridge\Final Plans\Xsect1 PR-C.dwg 24x36 Jan 07, 2010 2:58 pm - Admin



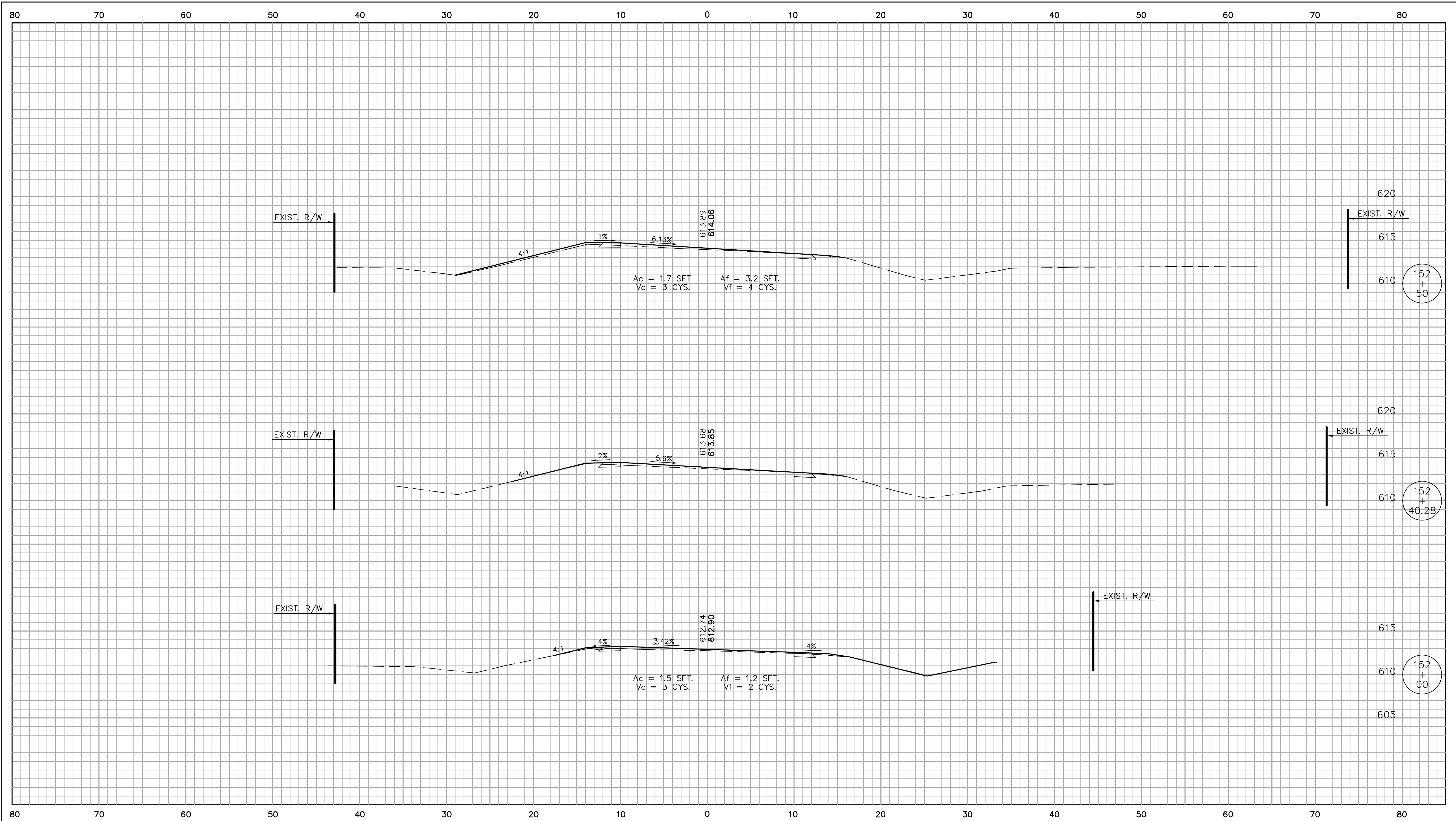
RECOMMENDED FOR APPROVAL	DESIGN ENGINEER	DATE
DESIGNED: MWP	DRAWN: K.R.Yurkus	
CHECKED: JDC	CHECKED: SWK	

TIPPECANOE COUNTY
HOG POINT BRIDGE (#151)

CROSS SECTIONS
LINE "PR-C"; STA. 50+00 TO 51+50

HORIZONTAL SCALE 1" = 5'	BRIDGE FILE T.C. BR. # 151
VERTICAL SCALE 1" = 5'	DESIGNATION
SURVEY BOOK	SHEETS 38 of 57
CONTRACT	PROJECT 05-519

F:\TIPPY\05-519 Tipp 151 Hog Point Bridge\Final Plans\Xsect2 PR-C.dwg 24x36 Jun 07, 2010 2:59 pm - Admin




RECOMMENDED FOR APPROVAL	DESIGN ENGINEER	DATE
DESIGNED: MWP	DRAWN: K.R.Yurkus	
CHECKED: JDC	CHECKED: SWK	

TIPPECANOE COUNTY
HOG POINT BRIDGE (#151)

CROSS SECTIONS
 LINE "PR-C"; STA. 152+00 TO 152+50

HORIZONTAL SCALE 1" = 5'	BRIDGE FILE T.C. BR. #151
VERTICAL SCALE 1" = 5'	DESIGNATION
SURVEY BOOK	SHEETS 39 of 57
CONTRACT	PROJECT 05-519

F:\TIPPC\05-519 Tipp 151 Hog Point Bridge\Final Plans\Xsect3 PR-C.dwg 24x36 Jan 07, 2010 3:00 pm - Admin



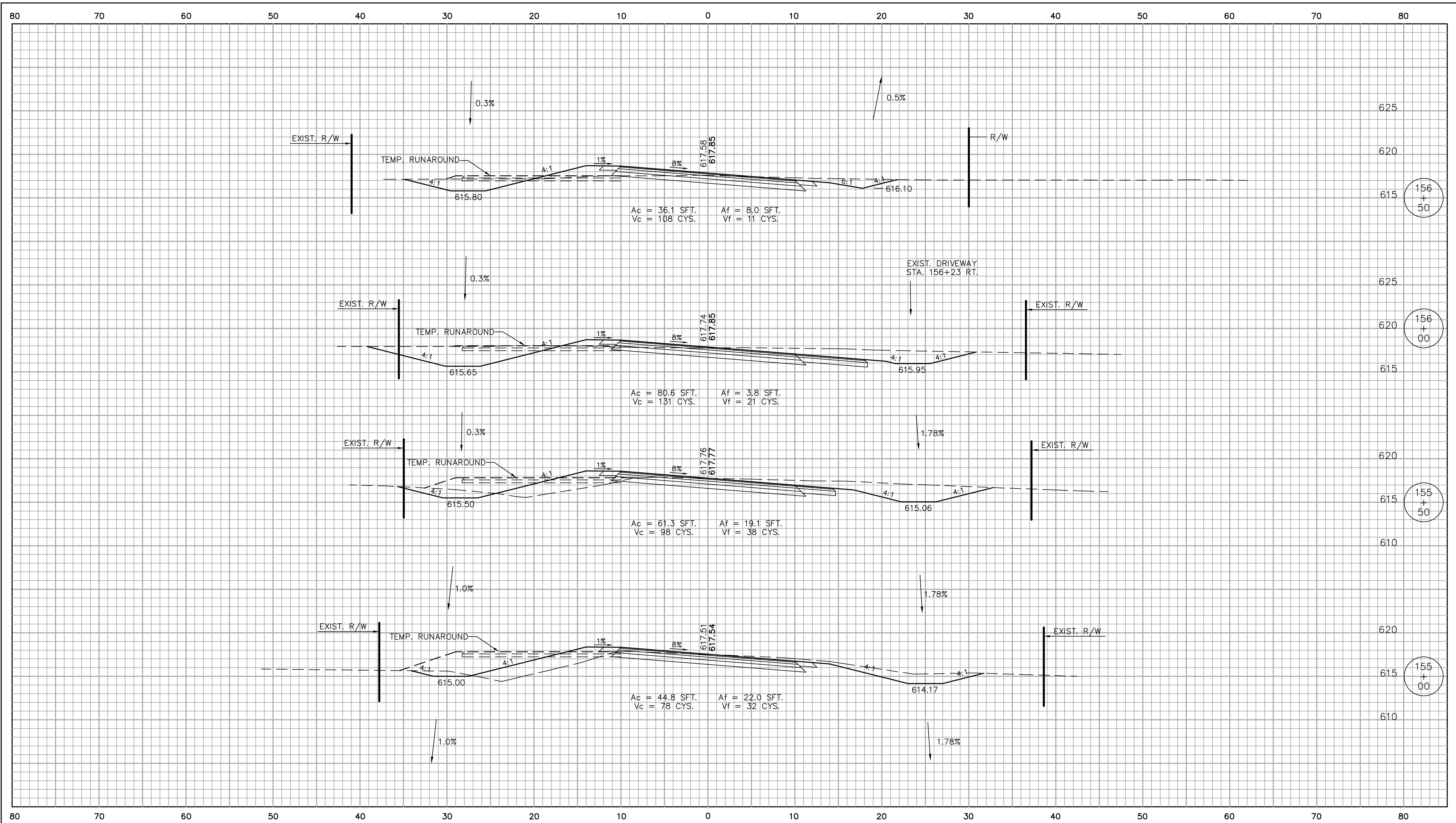
RECOMMENDED FOR APPROVAL	DESIGN ENGINEER	DATE
DESIGNED: MWP	DRAWN: K.R.Yurkus	
CHECKED: JDC	CHECKED: SWK	

TIPPECANOE COUNTY
HOG POINT BRIDGE (#151)

CROSS SECTIONS
LINE "PR-C"; STA. 153+00 TO 154+50

HORIZONTAL SCALE 1" = 5'	BRIDGE FILE T.C. BR. #151
VERTICAL SCALE 1" = 5'	DESIGNATION
SURVEY BOOK	SHEETS 40 of 57
CONTRACT	PROJECT 05-519

F:\TIPP\05-519 Tipp 151 Hog Point Bridge\Final Plans\Xsect4 PR-C.dwg 24x36 Jan 07, 2010 3:01 pm - Admin



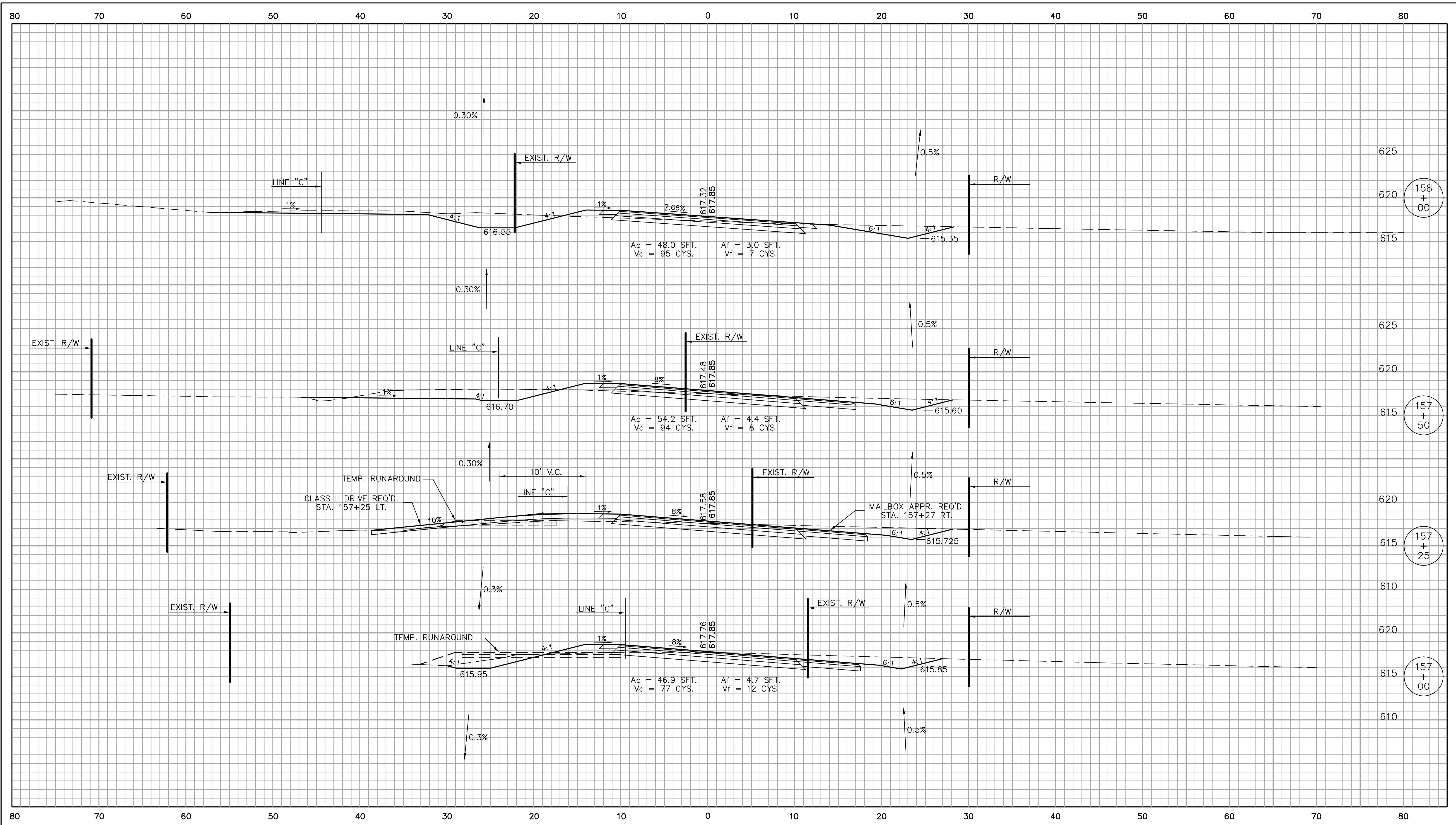
RECOMMENDED FOR APPROVAL	DESIGN ENGINEER	DATE
DESIGNED: MWP	DRAWN: K.R.Yurkus	
CHECKED: JDC	CHECKED: SWK	

TIPPECANOE COUNTY
HOG POINT BRIDGE (#151)

CROSS SECTIONS
LINE "PR-C"; STA. 155+00 TO 156+50

HORIZONTAL SCALE 1" = 5'	BRIDGE FILE T.C. BR. #151
VERTICAL SCALE 1" = 5'	DESIGNATION
SURVEY BOOK	SHEETS 41 of 57
CONTRACT	PROJECT 05-519

F:\TIPP\05-519 Tipp 151 Hog Point Bridge\Final Plans\Xsect5 PR-C.dwg 24x36 Jan 07, 2010 3:07 pm - Admin

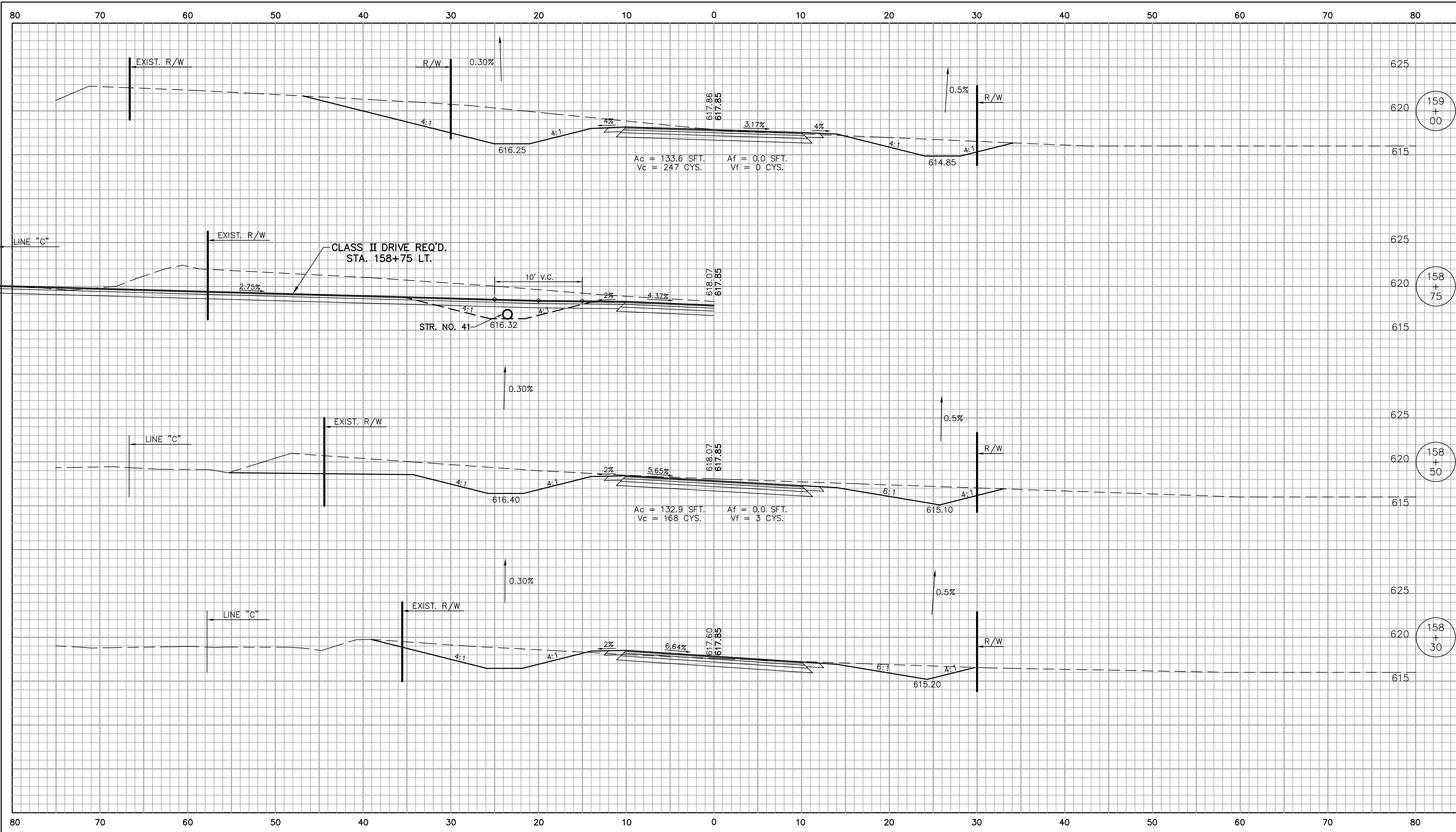


RECOMMENDED FOR APPROVAL _____		DESIGN ENGINEER _____ DATE _____	
DESIGNED: MWP	DRAWN: K.R.Yurkus		
CHECKED: JDC	CHECKED: SWK		

**TIPPECANOE COUNTY
HOG POINT BRIDGE (#151)**

**CROSS SECTIONS
LINE "PR-C"; STA. 157+00 TO 158+00**

HORIZONTAL SCALE 1" = 5'	BRIDGE FILE T.C. BR. #151
VERTICAL SCALE 1" = 5'	DESIGNATION
SURVEY BOOK	SHEETS 42 of 57
CONTRACT	PROJECT 05-519



Ac = 133.6 SFT.
Vc = 247 CYS.

Af = 0.0 SFT.
Vf = 0 CYS.

Ac = 132.9 SFT.
Vc = 168 CYS.

Af = 0.0 SFT.
Vf = 3 CYS.

F:\TIPP\05-519 Tipp 151 Hog Point Bridge\Final Plans\Xsect6 PR-C.dwg 24x36 Jan 07, 2010 3:09 pm - Admin

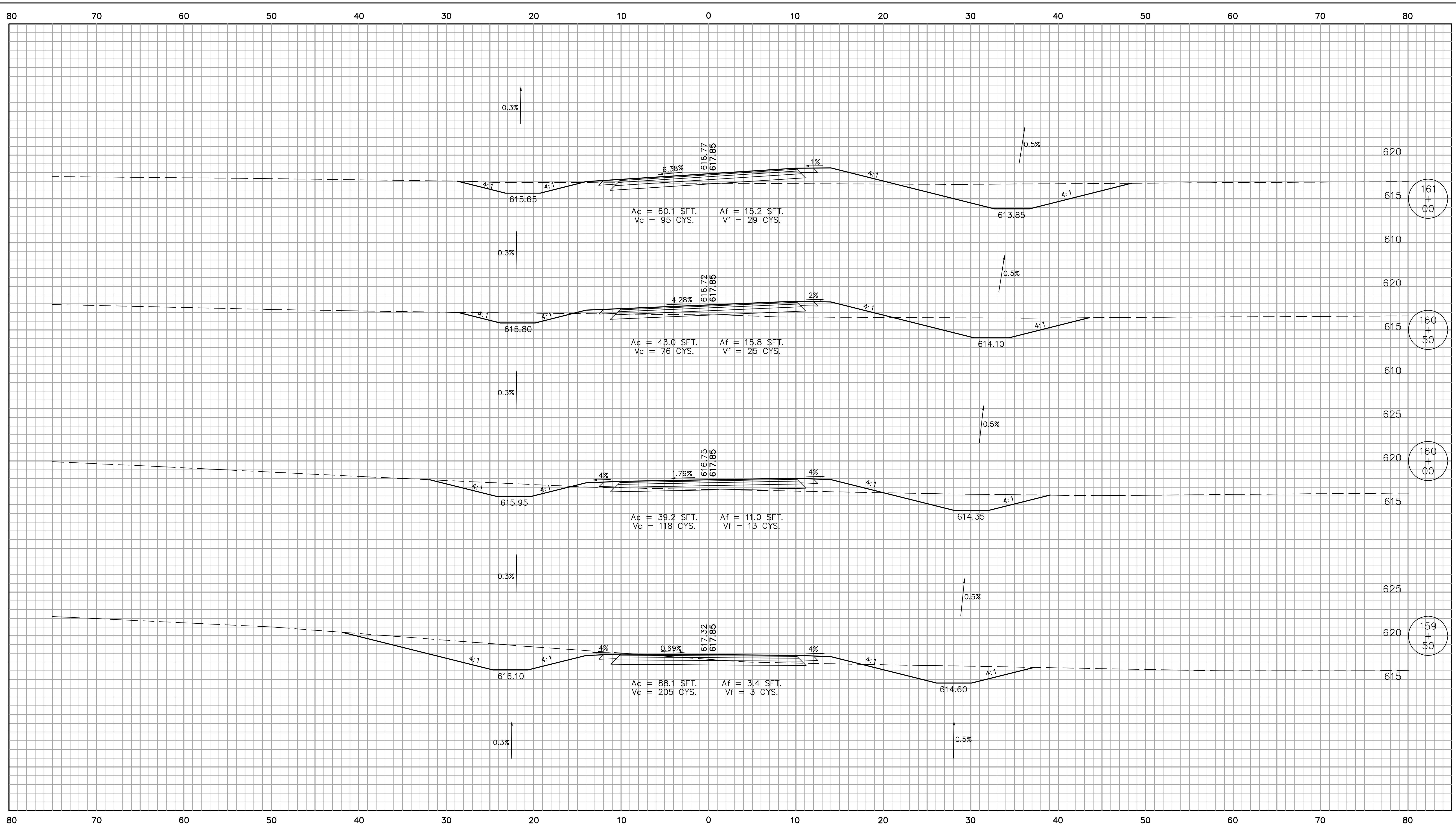
RECOMMENDED FOR APPROVAL	DESIGN ENGINEER	DATE
DESIGNED: MWP	DRAWN: K.R.Yurkus	
CHECKED: JDC	CHECKED: SWK	

TIPPECANOE COUNTY
HOG POINT BRIDGE (#151)

CROSS SECTIONS
LINE "PR-C"; STA. 158+30 TO 159+00


HORIZONTAL SCALE 1" = 5'	BRIDGE FILE T.C. BR. #151
VERTICAL SCALE 1" = 5'	DESIGNATION
SURVEY BOOK	SHEETS 43 of 57
CONTRACT	PROJECT 05-519

F:\TIPPY\05-519 Tipp 151 Hog Point Bridge\Final Plans\Xsect7 PR-C.dwg 24x36 Jan 07, 2010 3:10 pm - Admin



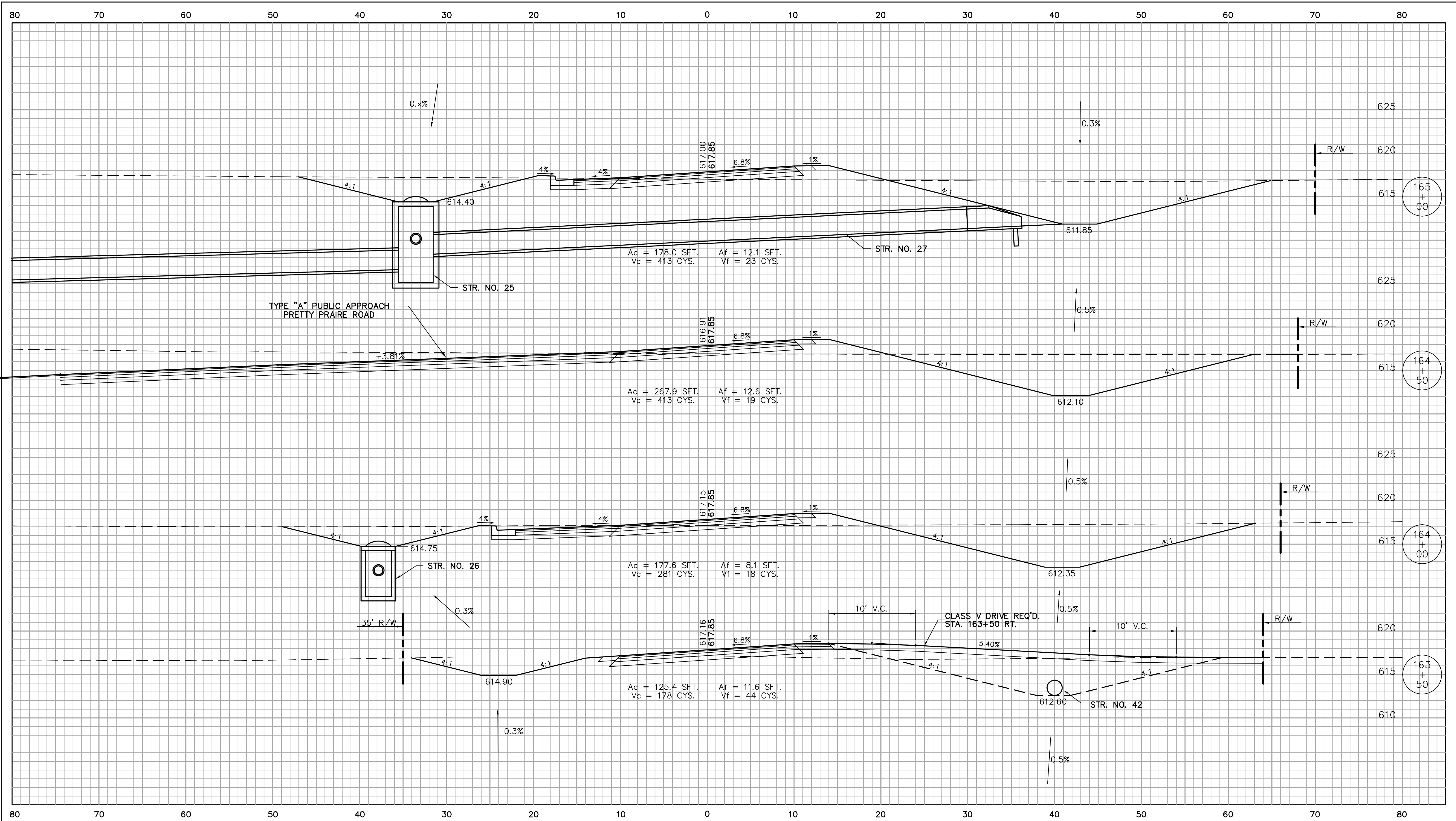
RECOMMENDED FOR APPROVAL	DESIGN ENGINEER	DATE	TIPPECANOE COUNTY HOG POINT BRIDGE (#151)		HORIZONTAL SCALE	BRIDGE FILE
					1" = 5'	T.C. BR. #151
DESIGNED: MWP	DRAWN: K.R.Yurkus		CROSS SECTIONS LINE "PR-C"; STA. 159+50 TO 161+00		VERTICAL SCALE	DESIGNATION
CHECKED: JDC	CHECKED: SWK				1" = 5'	
					SURVEY BOOK	SHEETS
					CONTRACT	44 of 57
						PROJECT
						05-519

\\TIPPY\05-519 Tipp 151 Hog Point Bridge\Final Plans\Xsect6 PR-C.dwg 24x36 Jan 07, 2010 3:11 pm - Admin



RECOMMENDED FOR APPROVAL	DESIGN ENGINEER		DATE	TIPPECANOE COUNTY HOG POINT BRIDGE (#151)		HORIZONTAL SCALE	BRIDGE FILE
						1" = 5'	T.C. BR. #151
DESIGNED: MWP	DRAWN: K.R.Yurkus			CROSS SECTIONS LINE "PR-C"; STA. 161+00.85 TO 163+00		VERTICAL SCALE	DESIGNATION
CHECKED: JDC	CHECKED: SWK					1" = 5'	
						SURVEY BOOK	SHEETS
						CONTRACT	45 of 57
							PROJECT
							05-519

F:\TIPP\05-519 Tipp 151 Hog Point Bridge\Final Plans\Xsect9 PR-C.dwg 24x36 Jan 07, 2010 3:13 pm - Admin



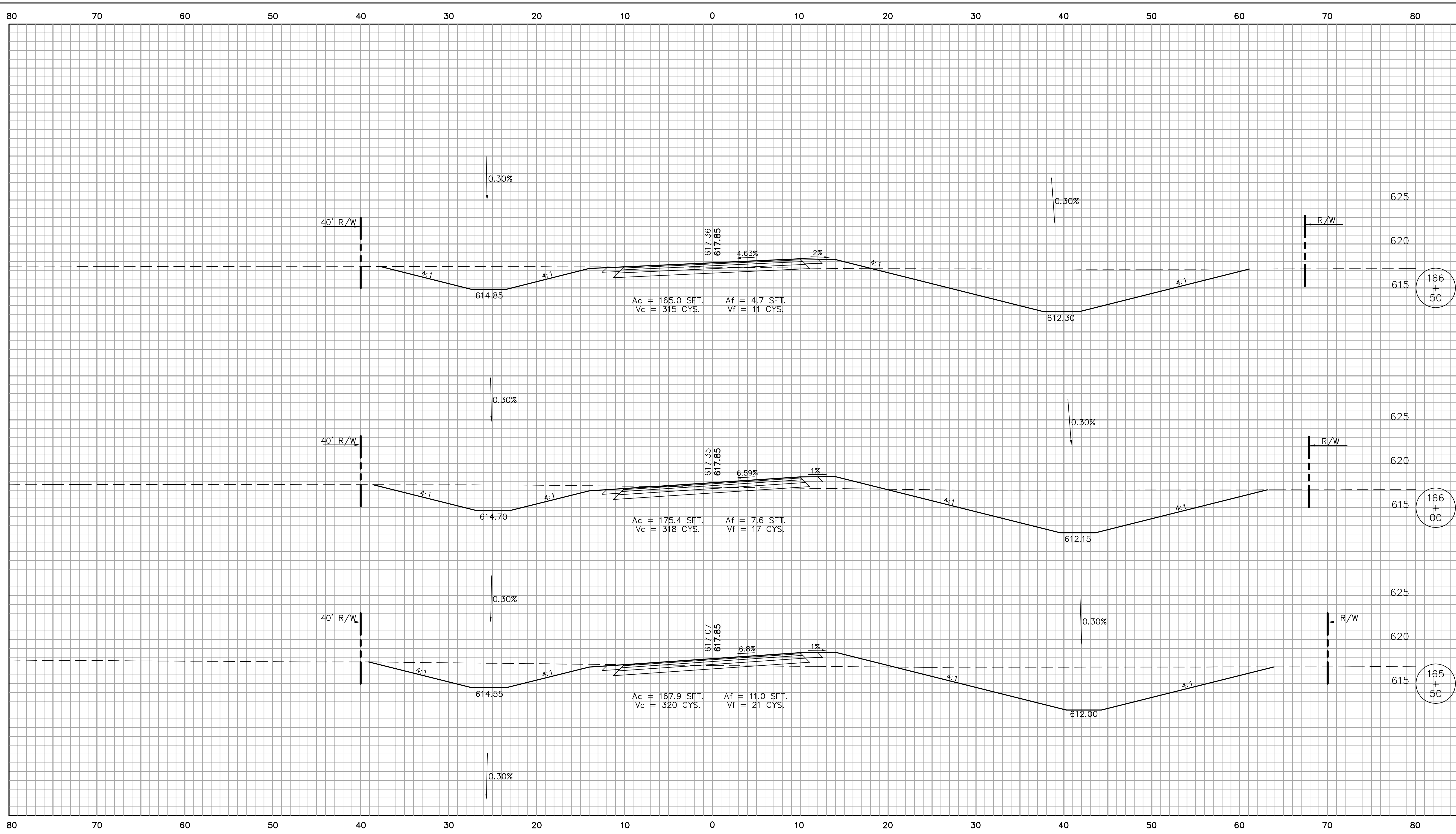
RECOMMENDED FOR APPROVAL	DESIGN ENGINEER	DATE
DESIGNED: MWP	DRAWN: K.R.Yurkus	
CHECKED: JDC	CHECKED: SWK	

TIPPECANOE COUNTY
HOG POINT BRIDGE (#151)

CROSS SECTIONS
LINE "PR-C"; STA. 163+50 TO 165+00

HORIZONTAL SCALE 1" = 5'	BRIDGE FILE T.C. BR. #151
VERTICAL SCALE 1" = 5'	DESIGNATION
SURVEY BOOK	SHEETS 46 of 57
CONTRACT	PROJECT 05-519

F:\TIPPA\05-519 Tipp 151 Hog Point Bridge\Final Plans\Xsect10 PR-C.dwg 24x36 Jan 07, 2010 3:14 pm - Admin



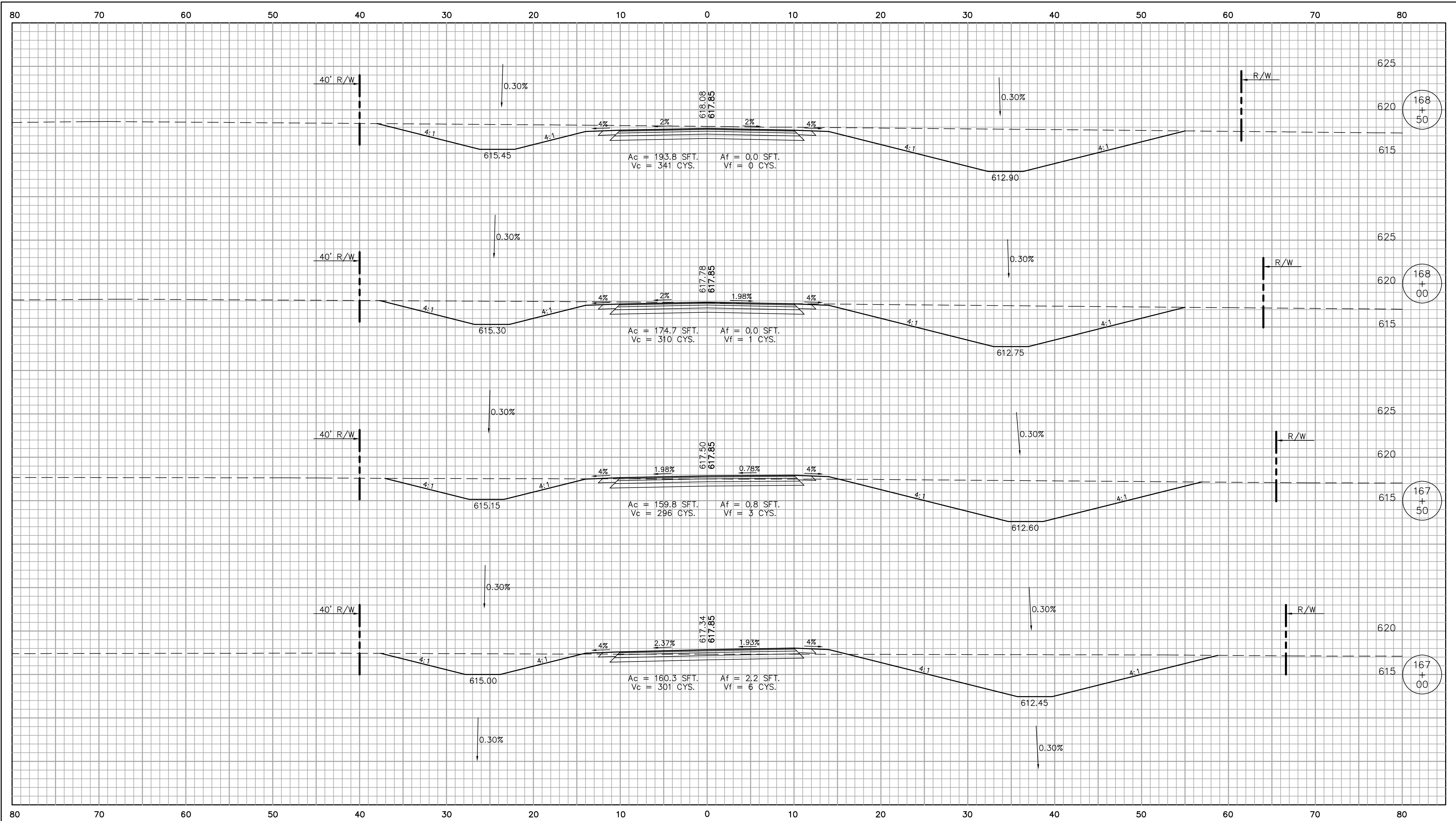
RECOMMENDED FOR APPROVAL _____	DESIGN ENGINEER _____	DATE _____
DESIGNED: MWP	DRAWN: K.R.Yurkus	
CHECKED: JDC	CHECKED: SWK	

**TIPPECANOE COUNTY
HOG POINT BRIDGE (#151)**

**CROSS SECTIONS
LINE "PR-C"; STA. 165+50 TO 166+50**

HORIZONTAL SCALE 1" = 5'	BRIDGE FILE T.C. BR. #151
VERTICAL SCALE 1" = 5'	DESIGNATION
SURVEY BOOK	SHEETS 47 of 57
CONTRACT	PROJECT 05-519

\\TIPPY\05-519 Tipp 151 Hog Point Bridge\Final Plans\Xsheet11 PR-C.dwg 24x36 Jan 07, 2010 3:15 pm - Admin



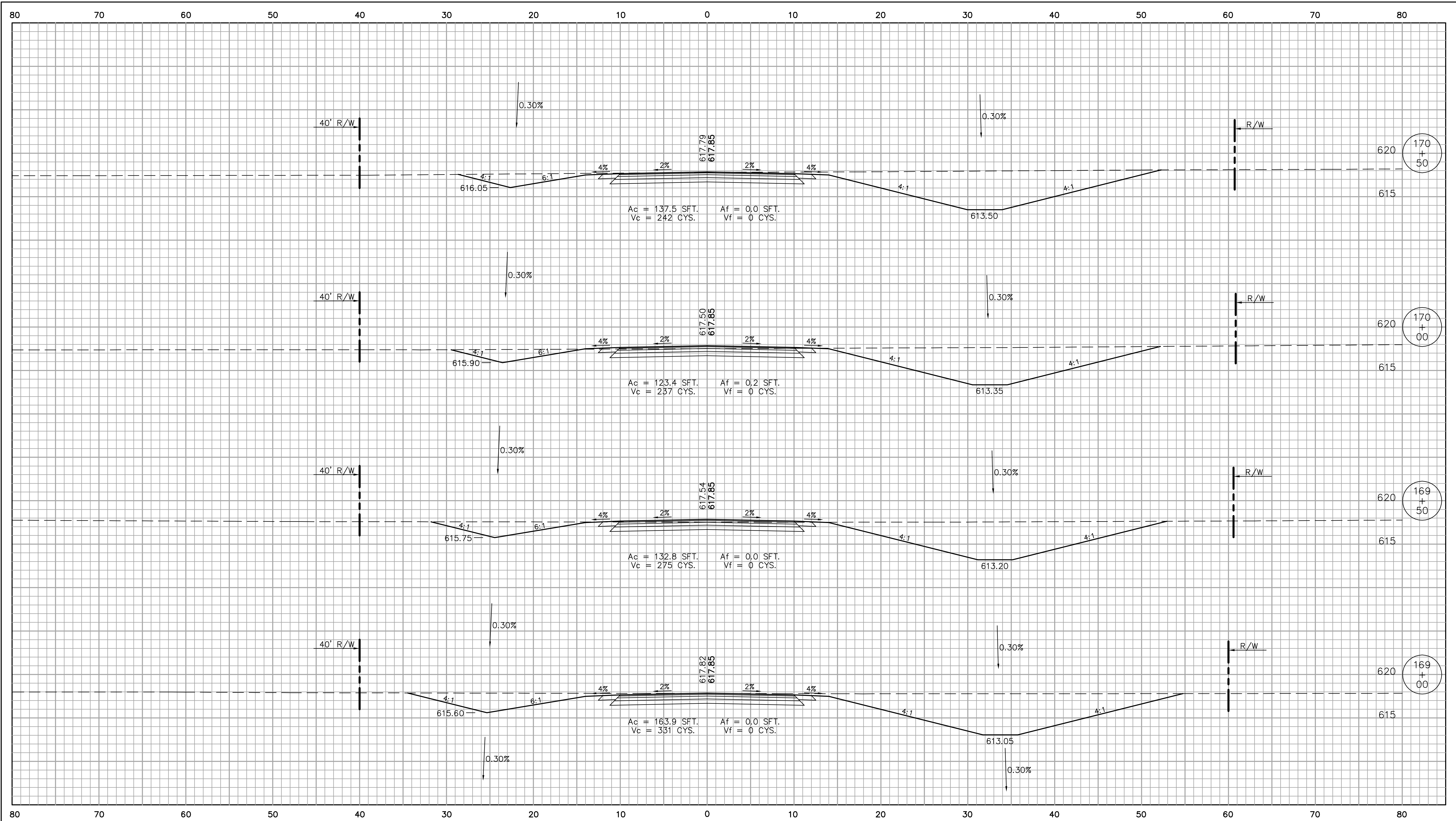
RECOMMENDED FOR APPROVAL	DESIGN ENGINEER	DATE
DESIGNED: MWP	DRAWN: K.R.Yurkus	
CHECKED: JDC	CHECKED: SWK	

TIPPECANOE COUNTY
HOG POINT BRIDGE (#151)

CROSS SECTIONS
LINE "PR-C"; STA. 167+00 TO 168+50

HORIZONTAL SCALE 1" = 5'	BRIDGE FILE T.C. BR. #151
VERTICAL SCALE 1" = 5'	DESIGNATION
SURVEY BOOK	SHEETS 48 of 57
CONTRACT	PROJECT 05-519

F:\TIPPV\05-519 Tipp 151 Hog Point Bridge\Final Plans\Xsheet12 PR-C.dwg 24x36 Jan 07, 2010 3:16 pm - Admin



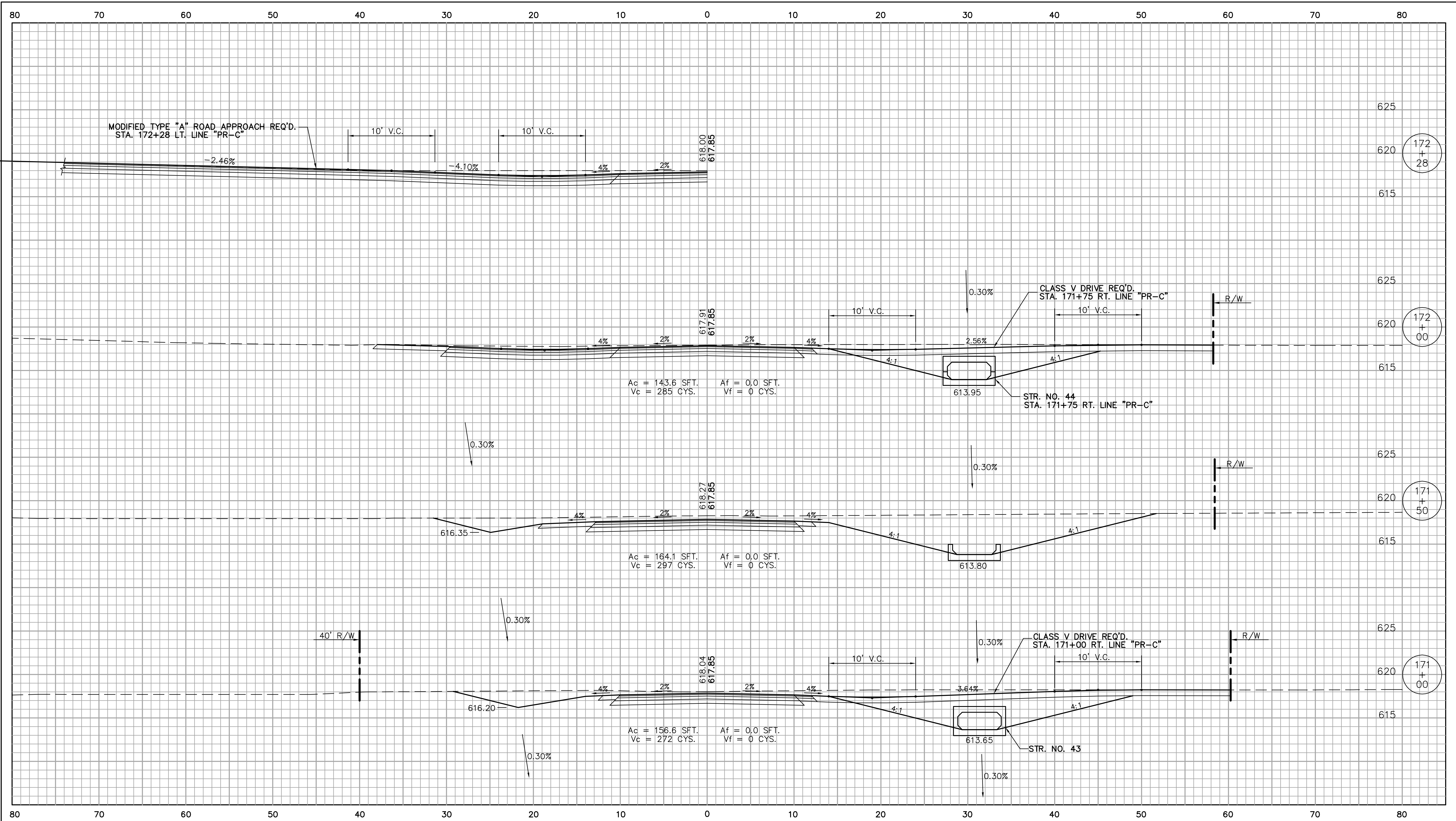
RECOMMENDED FOR APPROVAL	DESIGN ENGINEER	DATE
DESIGNED: MWP	DRAWN: K.R.Yurkus	
CHECKED: JDC	CHECKED: SWK	

TIPPECANOE COUNTY
HOG POINT BRIDGE (#151)

CROSS SECTIONS
LINE "PR-C"; STA. 169+00 TO 170+50

HORIZONTAL SCALE 1" = 5'	BRIDGE FILE T.C. BR. #151
VERTICAL SCALE 1" = 5'	DESIGNATION
SURVEY BOOK	SHEETS 49 of 57
CONTRACT	PROJECT 05-519

F:\TIPPA\05-519 Tipp 151 Hog Point Bridge\Final Plans\Xsect13 PR-C.dwg 24x36 Jan 07, 2010 3:17 pm - Admin



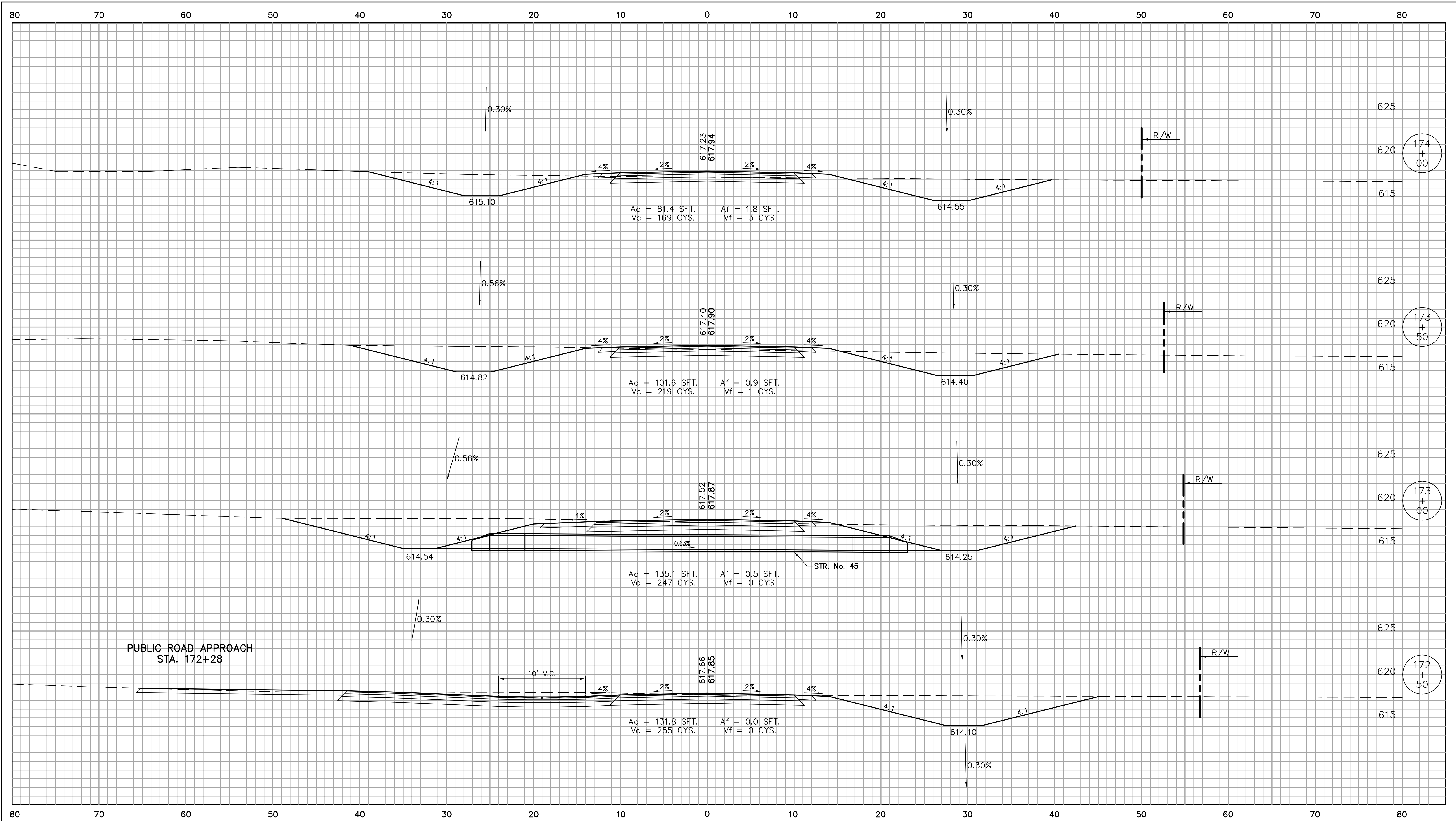
RECOMMENDED FOR APPROVAL	DESIGN ENGINEER	DATE
DESIGNED: MWP	DRAWN: K.R.Yurkus	
CHECKED: JDC	CHECKED: SWK	

TIPPECANOE COUNTY
HOG POINT BRIDGE (#151)

CROSS SECTIONS
LINE "PR-C"; STA. 171+00 TO 172+28

HORIZONTAL SCALE 1" = 5'	BRIDGE FILE T.C. BR. #151
VERTICAL SCALE 1" = 5'	DESIGNATION
SURVEY BOOK	SHEETS 50 of 57
CONTRACT	PROJECT 05-519

F:\TIPPY\05-519 Tipp 151 Hog Point Bridge\Final Plans\PR-C.dwg 24:36 Jan 07, 2010 3:18 pm - Admin



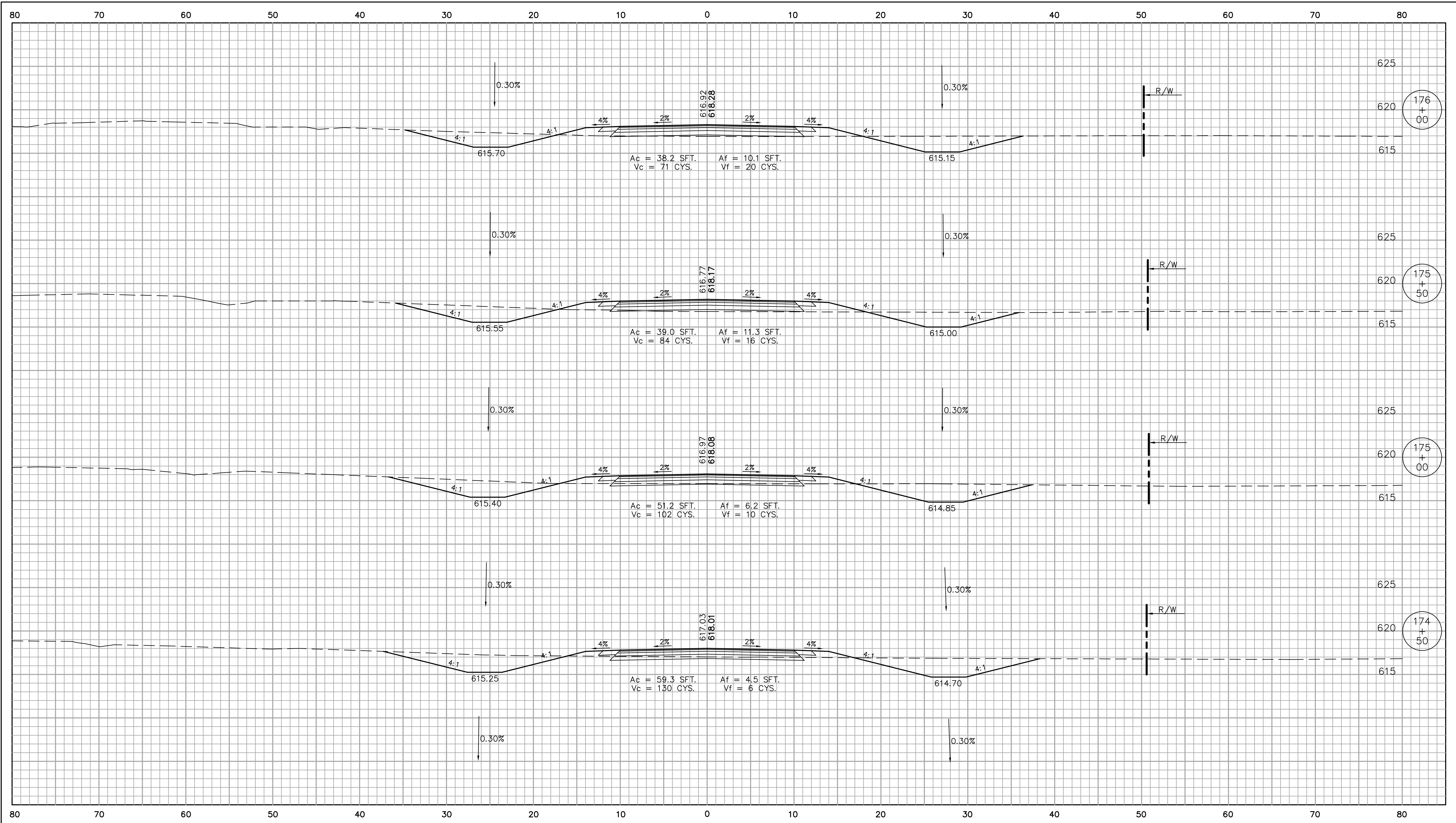
RECOMMENDED FOR APPROVAL	DESIGN ENGINEER	DATE
DESIGNED: MWP	DRAWN: K.R.Yurkus	
CHECKED: JDC	CHECKED: SWK	

TIPPECANOE COUNTY
HOG POINT BRIDGE (#151)

CROSS SECTIONS
 LINE "PR-C"; STA. 172+50 TO 174+00

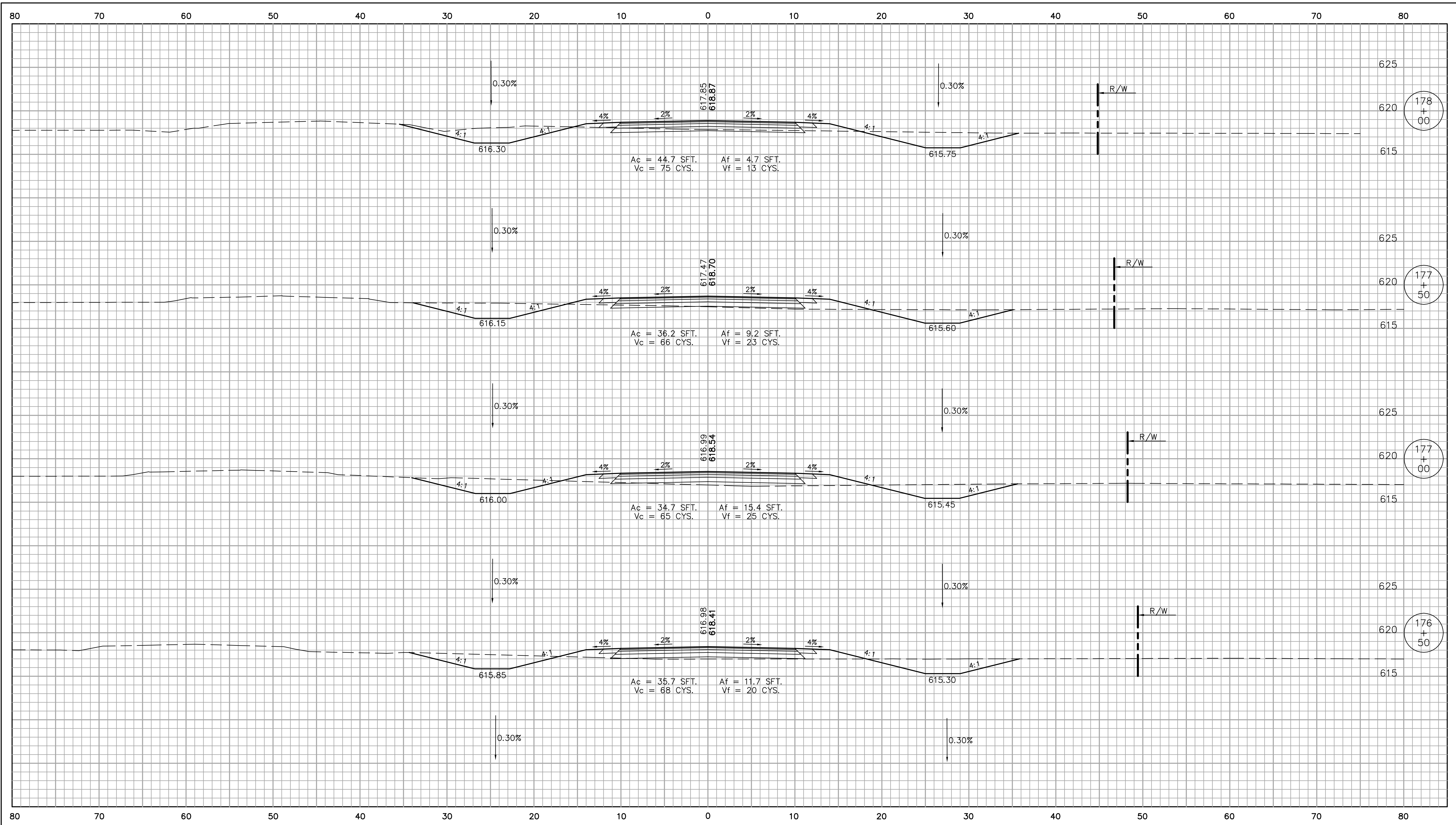
HORIZONTAL SCALE 1" = 5'	BRIDGE FILE T.C. BR. #151
VERTICAL SCALE 1" = 5'	DESIGNATION
SURVEY BOOK	SHEETS 51 of 57
CONTRACT	PROJECT 05-519

F:\TIPPC\05-519 Tipp 151 Hog Point Bridge\Final Plans\Xsect15 PR-C.dwg 24x36 Jan 07, 2010 3:19 pm - Admin



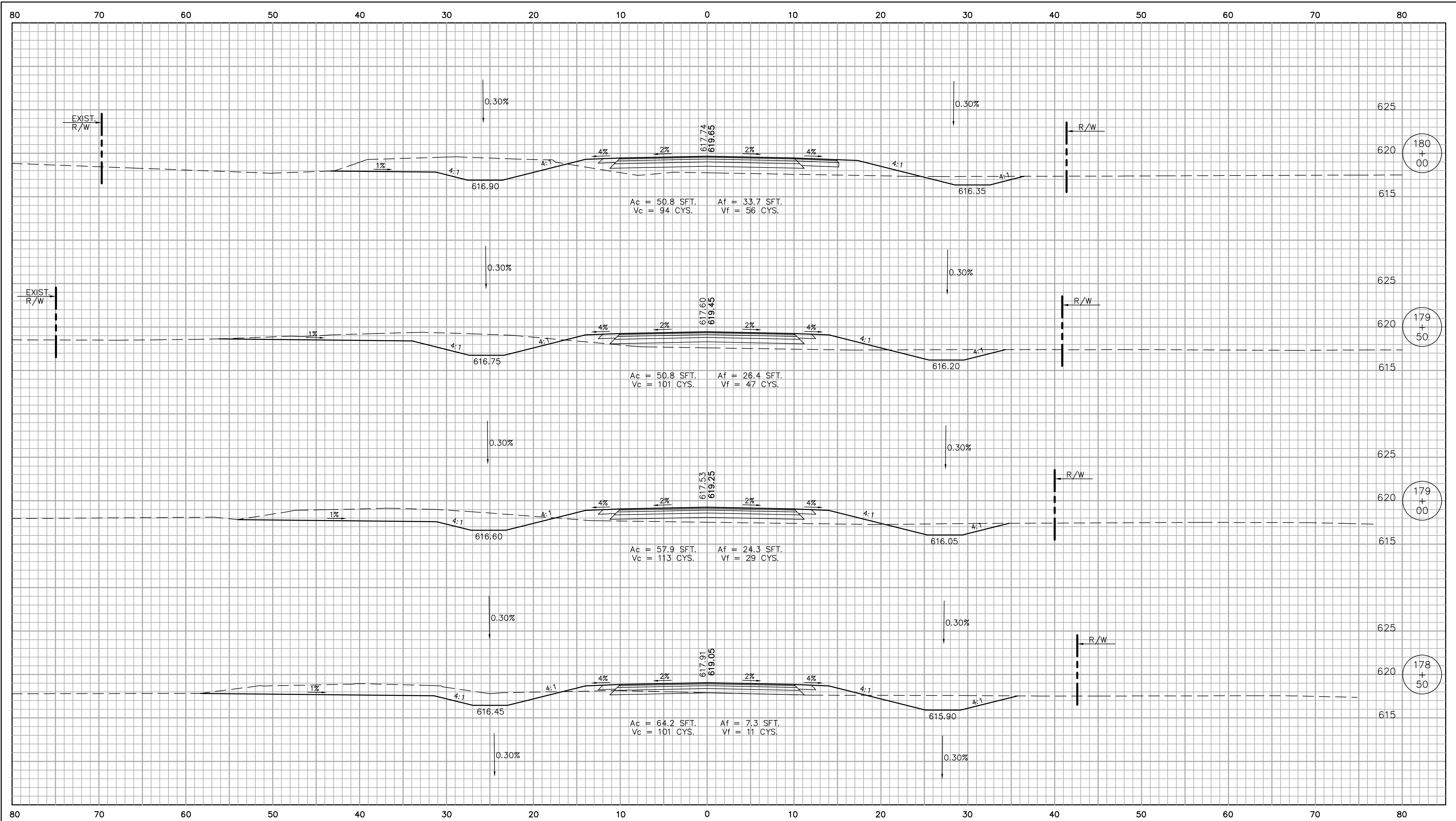
RECOMMENDED FOR APPROVAL	DESIGN ENGINEER	DATE	TIPPECANOE COUNTY HOG POINT BRIDGE (#151)		HORIZONTAL SCALE	BRIDGE FILE
					1" = 5'	T.C. BR. #151
DESIGNED: MWP	DRAWN: K.R.Yurkus		CROSS SECTIONS LINE "PR-C"; STA. 174+50 TO 176+00		VERTICAL SCALE	DESIGNATION
CHECKED: JDC	CHECKED: SWK				1" = 5'	
					SURVEY BOOK	SHEETS
					CONTRACT	52 of 57
						PROJECT
						05-519

F:\TIPPY\05-519 Tipp 151 Hog Point Bridge\Final Plans\Xsect16 PR-C.dwg 24x36 Jan 07, 2010 3:20 pm - Admin



RECOMMENDED FOR APPROVAL _____ DESIGN ENGINEER DATE	TIPPECANOE COUNTY HOG POINT BRIDGE (#151)		HORIZONTAL SCALE 1" = 5'	BRIDGE FILE T.C. BR. #151	
			VERTICAL SCALE 1" = 5'	DESIGNATION	
DESIGNED: MWP	DRAWN: K.R.Yurkus	CROSS SECTIONS LINE "PR-C"; STA. 176+50 TO 178+00		SURVEY BOOK	SHEETS
CHECKED: JDC	CHECKED: SWK			CONTRACT	53 of 57
			PROJECT 05-519		

F:\TIPP\05-519 Tipp 151 Hog Point Bridge\Final Plans\Xsect17 PR-C.dwg 24x36 Jan 07, 2010 3:21 pm - Admin




RECOMMENDED FOR APPROVAL _____		DESIGN ENGINEER _____ DATE _____	
DESIGNED: MWP	DRAWN: K.R.Yurkus		
CHECKED: JDC	CHECKED: SWK		

**TIPPECANOE COUNTY
HOG POINT BRIDGE (#151)**

**CROSS SECTIONS
LINE "PR-C"; STA. 178+50 TO 180+00**

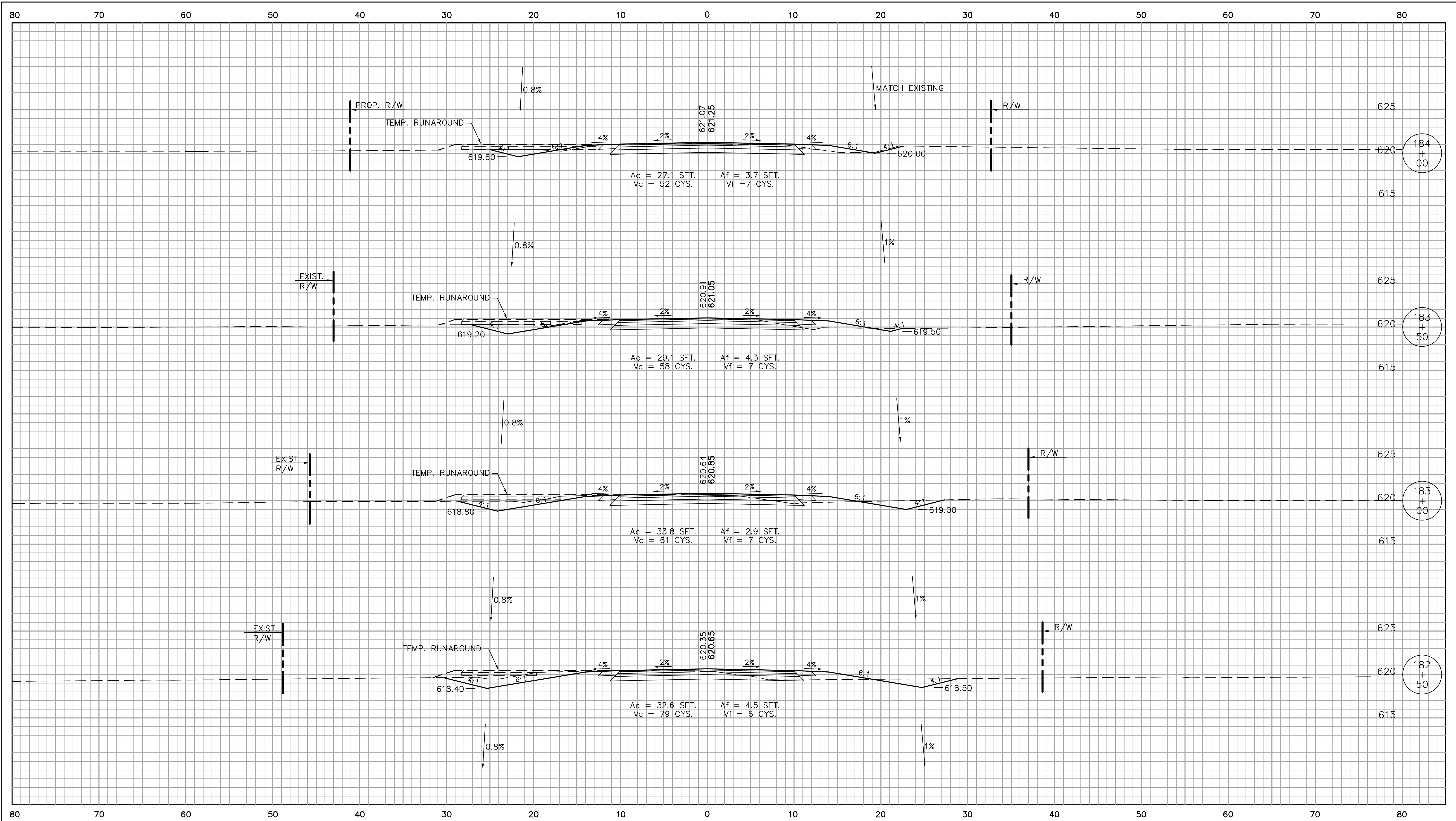
HORIZONTAL SCALE 1" = 5'	BRIDGE FILE T.C. BR. #151
VERTICAL SCALE 1" = 5'	DESIGNATION
SURVEY BOOK	SHEETS 54 of 57
CONTRACT	PROJECT 05-519

F:\TIPPY_05-519 Tipp 151 Hog Point Bridge\Final Plans\Xsect18 PR-C.dwg 24x36 Jan 07, 2010 3:23 pm - Admin



RECOMMENDED FOR APPROVAL	DESIGN ENGINEER	DATE	TIPPECANOE COUNTY HOG POINT BRIDGE (#151)		HORIZONTAL SCALE	BRIDGE FILE
					VERTICAL SCALE	T.C. BR. #151
DESIGNED: MWP	DRAWN: K.R.Yurkus		CROSS SECTIONS LINE "PR-C"; STA. 180+50 TO 182+00		1" = 5'	DESIGNATION
CHECKED: JDC	CHECKED: SWK				1" = 5'	
					SURVEY BOOK	SHEETS
					CONTRACT	55 of 57
					PROJECT	
					05-519	

\\TIPPY\05-519 Tipp 151 Hog Point Bridge\Final Plans\Xsect19 PR-C.dwg 24x36 Jan 07, 2010 3:23 pm - Admin



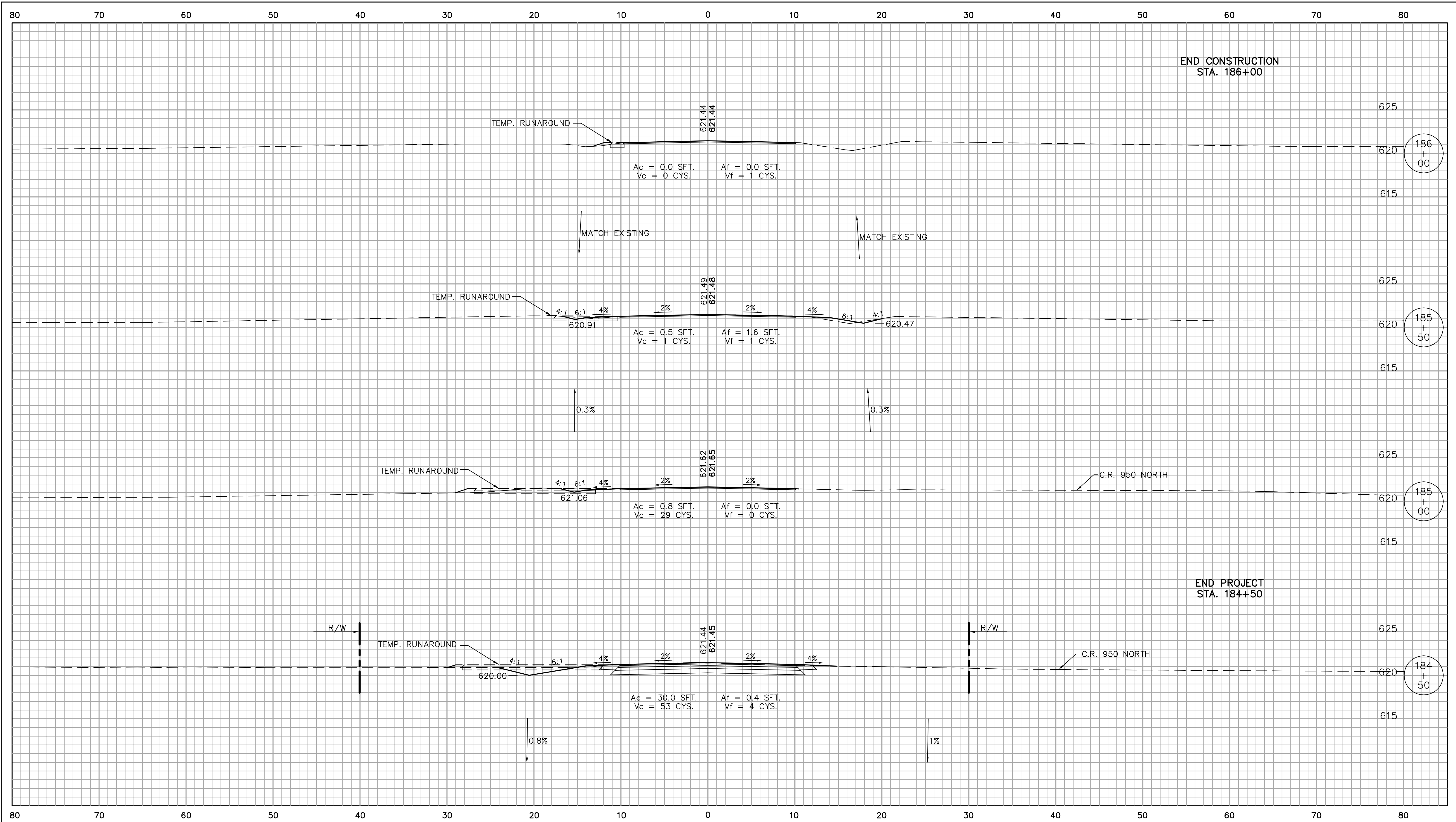
RECOMMENDED FOR APPROVAL	DESIGN ENGINEER	DATE
DESIGNED: MWP	DRAWN: K.R.Yurkus	
CHECKED: JDC	CHECKED: SWK	

TIPPECANOE COUNTY
HOG POINT BRIDGE (#151)

CROSS SECTIONS
LINE "PR-C"; STA. 182+50 TO 184+00

HORIZONTAL SCALE 1" = 5'	BRIDGE FILE T.C. BR. #151
VERTICAL SCALE 1" = 5'	DESIGNATION
SURVEY BOOK	SHEETS 56 of 57
CONTRACT	PROJECT 05-519

F:\TIPP\05-519 Tipp 151 Hog Point Bridge\Final Plans\C.dwg 24x36 Jan 07, 2010 3:24 pm - Admin



RECOMMENDED FOR APPROVAL	DESIGN ENGINEER	DATE
DESIGNED: MWP	DRAWN: K.R.Yurkus	
CHECKED: JDC	CHECKED: SWK	

TIPPECANOE COUNTY
HOG POINT BRIDGE (#151)

CROSS SECTIONS
LINE "PR-C"; STA. 184+50 TO 186+00

HORIZONTAL SCALE 1" = 5'	BRIDGE FILE T.C. BR. #151
VERTICAL SCALE 1" = 5'	DESIGNATION
SURVEY BOOK	SHEETS 57 of 57
CONTRACT	PROJECT 05-519